



Fire Department

2022 3rd Quarter Review

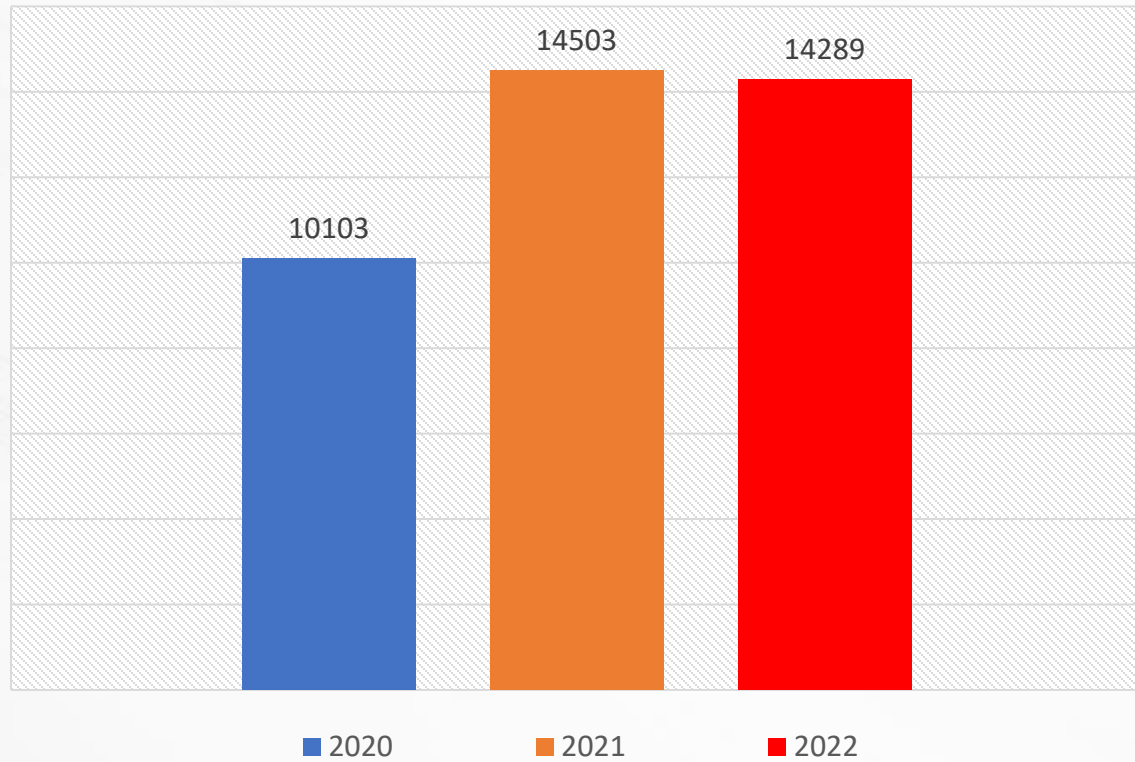
November 28, 2022



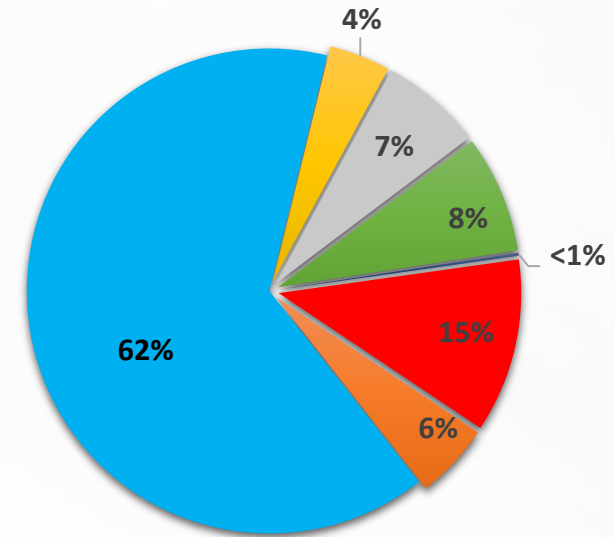
- 351 FTEs
- Current Staff – 348
- Separations to Date – 53
- 30 Recruits in Fire Academy
- Promotions - 4
- Application Period- January



Total Incidents
January-September



Call Types

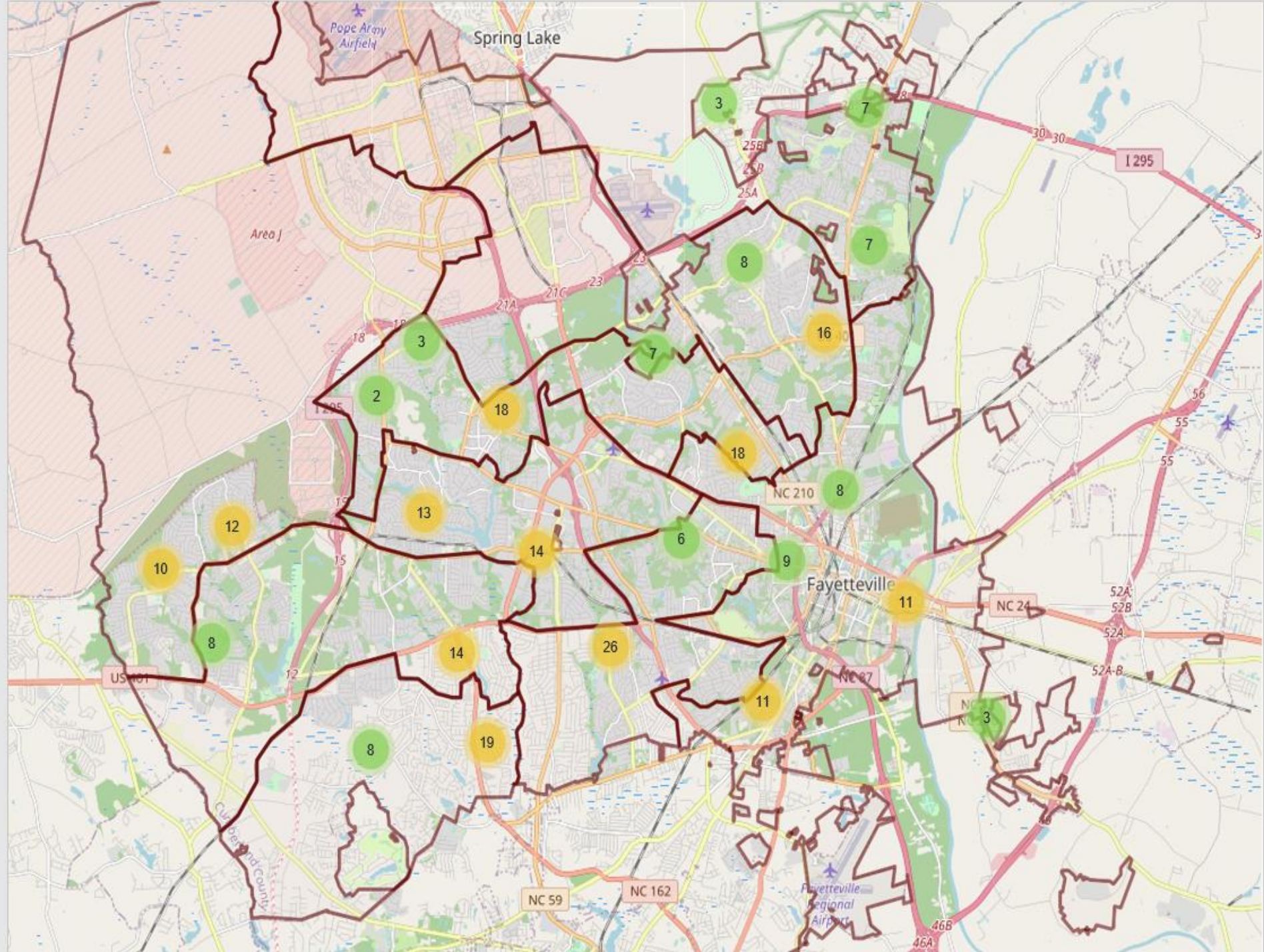


- Fires
- EMS and Rescue
- Good Intent
- Severe Weather
- Hazardous Condition (No Fire)
- Service Calls
- False Alarm/False Call

	Alarm Handling Time	Turnout Out Time	Travel Time	Total Response Time
2020 3 QTRS	1:54	1:34	5:42	7:57
2021 3 QTRS	1:36	1:28	5:33	7:33
2022 3 QTRS	1:43	1:37	4:51	7:10
2021 Year	2:02	1:26	5:23	7:03

	2020	2021	2022
Total Fire Responses	638	734	1157
Total Structure Fires	273	261	538
Fires Starting in the Kitchen	42.49%	29.5%	72.1%
Civilian Fire Fatalities	4	2	4
Civilian Fire Injuries	24	14	11
Firefighter Injuries	0	0	1
Percent Confined To Room of Origin	67.72%	74.62%	90.3%
Dollar/Save Ratio	97.3%	94.5%	96.9%
Total Fire Loss Value	\$5,131,067	\$5,137,121	\$4,986,351
Vehicle Fires	86/\$617K in loss	105/\$786K in loss	97/\$805K in loss

- ❖ Kebe Cares Physical Therapy 1285 Oliver St., \$181,003 in damages.
- ❖ Private residence at 409 Bristlecone, \$153,148 in damages.
- ❖ Unoccupied building at 2304 Murchison Rd, \$86,000 damages
- ❖ Private residence at 3305 Lake Bend Dr., \$60,000 in damages.



	2020	2021	2022
Total EMS Responses	8514	13741	13960
Motor Vehicle Accident Responses	1884	1563	1602
Opioid Overdoses with Naloxone Administered	161	253	169
Cardiac Arrest Responses	335	251	187
Cardiac Arrest Saves	No Data	31	19

	2020	2021	2022
Total Haz-Mat Responses	99	127	155
Natural Gas Releases	56	82	81
Carbon Monoxide Emergencies	16	16	19
Hydrocarbon Spills	15	19	18

	2020	2021	2022
New Plans Reviews Completed	1008	1185	1145
Fire Inspections Completed	5857	5823	6269
Fire Code Violations Discovered	8060	9204	9841
Incendiary Fires	34	26	25

- 2021 Annual Compliance Report Accepted by CPSE
- Hands Only CPR instruction began September 1st with over 300 residents taught in the first 60 days.
- 1,111 Smoke Alarms and 102 Carbon Monoxide Alarms have been installed by firefighters to date.
- Transition to new RMS system
- PPE Wear Test Completed
- AFG Prevention Grant - POP End
- AFG Defibrillator Grant – POP End



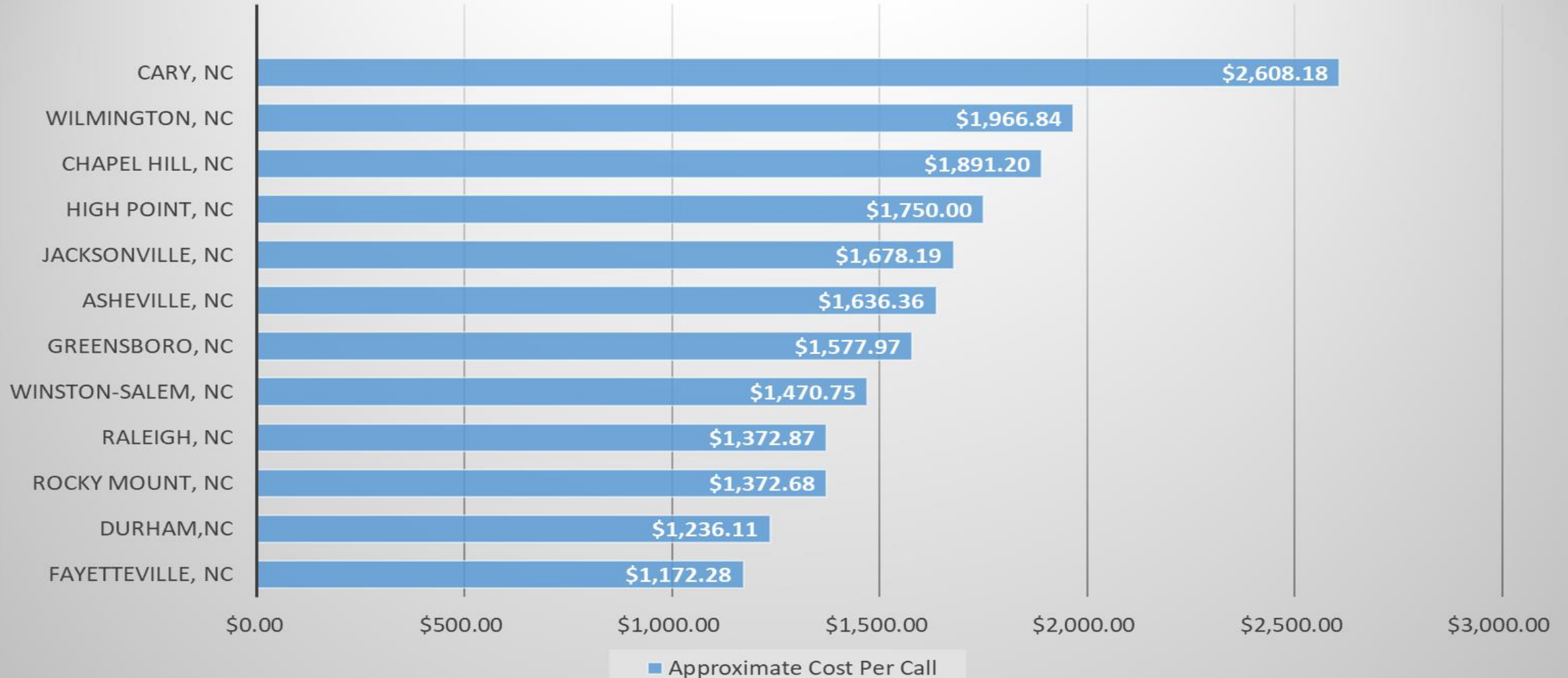






Value - How We Compare

Approximate Cost Per Call





SERVE YOUR NEIGHBORS
PROTECT YOUR COMMUNITY / START A CAREER

BENEFITS

Entry Level Salary
\$40,000-\$43,000

Lateral Entry Salary
\$41,200-\$48,350 d.o.e

Fully Paid Training Academy

Educational Incentive Pay

NC State Retirement System

Medical, Dental and Vision
Insurance

Life Insurance

Accrued Paid Vacation and
Holidays

Unlimited Sick Leave
Accumulation
NC 401k

Civil & Military Leave



Check us out on
Facebook

Visit www.fayettevillenc.gov/fire

Click on the "Careers" section.
Follow the "Employment" tab for details.

Follow the link to "Submit Interest"
to receive updates from our recruitment officer.

Candidate Orientation sessions to be
held October through December

**APPLICATIONS WILL BE
ACCEPTED IN JANUARY**

**Entry Level and Lateral Entry
Programs Available**



Stephen M. Shakeshaft
Captain

Recruitment Officer
3065 Radar Road
Fayetteville, NC 28306

Office: (910) 433-1580
Cell: (910) 676-1716
stephenshakeshaft@fayettevillenc.gov

<https://www.fayettevillenc.gov/city-services/fire/careers/employment>

Captain Shakeshaft
(910) 433-1580
(910) 676-1716



FayettevilleNC.gov