

Fayetteville Police Department

*January – December 2024
Review*





- Crime Statistics
- Crime Trend Analysis
- Crime Fighting Strategies
- Community Engagement

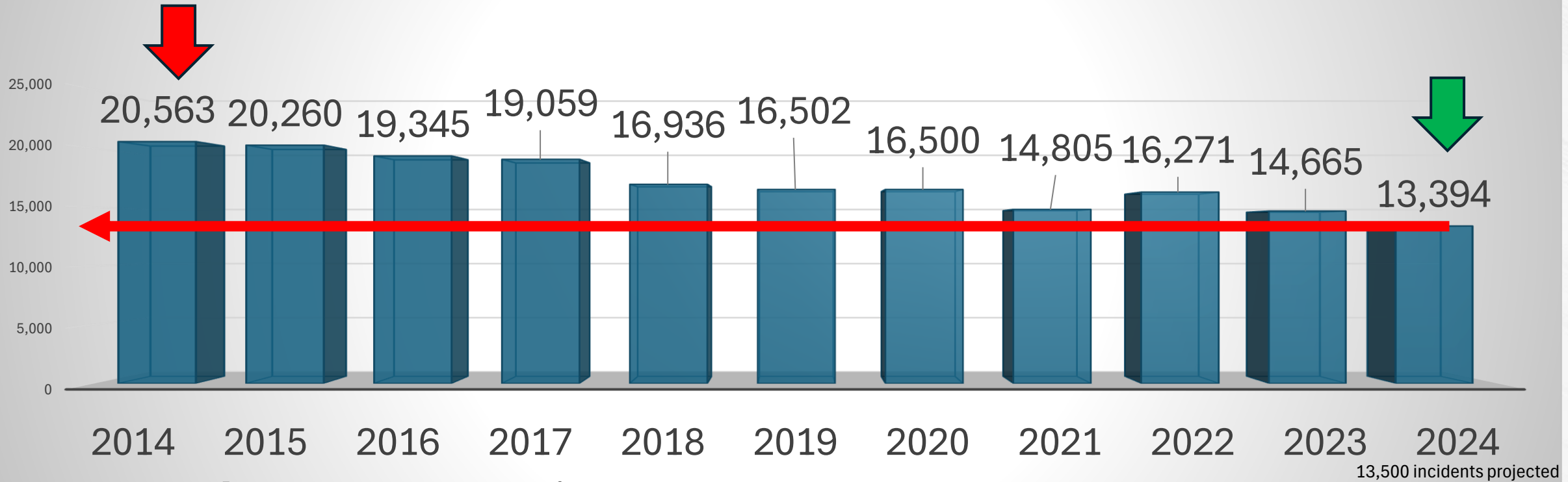


Person Crimes	Property Crimes	Felony Arrest	Misd Arrest																								
<p>3,499</p> <table border="0"> <tr> <td>2023</td> <td>% Change</td> <td>Trend</td> </tr> <tr> <td>3,820</td> <td>-8.4%</td> <td>▼</td> </tr> </table>	2023	% Change	Trend	3,820	-8.4%	▼	<p>9,891</p> <table border="0"> <tr> <td>2023</td> <td>% Change</td> <td>Trend</td> </tr> <tr> <td>10,806</td> <td>-8.4%</td> <td>▼</td> </tr> </table>	2023	% Change	Trend	10,806	-8.4%	▼	<p>2,134</p> <table border="0"> <tr> <td>2023</td> <td>% Change</td> <td>Trend</td> </tr> <tr> <td>2296</td> <td>-7.0%</td> <td>▼</td> </tr> </table>	2023	% Change	Trend	2296	-7.0%	▼	<p>4,673</p> <table border="0"> <tr> <td>2023</td> <td>% Change</td> <td>Trend</td> </tr> <tr> <td>4424</td> <td>+5.6%</td> <td>▲</td> </tr> </table>	2023	% Change	Trend	4424	+5.6%	▲
2023	% Change	Trend																									
3,820	-8.4%	▼																									
2023	% Change	Trend																									
10,806	-8.4%	▼																									
2023	% Change	Trend																									
2296	-7.0%	▼																									
2023	% Change	Trend																									
4424	+5.6%	▲																									

Total Crime is **Down** by 9.7%  1,672 Less


Total arrests are **Down** by 1.4%  162 Less

Total Crime Property & Violent



35% decrease since 2014 (-7,169 Incidents year, -20 incidents per day)

3.7%



Traffic Stops

Traffic complaints continue to be emphasis of community watch. Speeding, Careless and Reckless vehicle operations have been a consistent complaint within the community and from Council.


17.6%



Crimes Against Society

Crimes Against Society encompass crimes such as weapon and drug violations or any other violation of law which the State of North Carolina is the victim.

1.4%



Criminal Apprehensions

Criminal apprehensions indicate that crime is being detected, violators are being identified and held accountable. Increased arrests are an indicator of positive impact on clearance rates or solvability of crime.

Part 1 Crimes	2023	2024	Percent Change
Homicide	52 incidents 53 victims	27 incidents 27 victims	-48.0%
Rape	76	59	-22.3%
Aggravated Assault	999	751	-24.8%
All Other Persons	2,693	2,662	-1.15%
Total Persons	3,820	3,499	-8.4%

Shooting into Occupied Property 19% decrease from previous year

Shooting incidents primarily the result of:

- Escalation of interpersonal conflict
- Drug related robberies

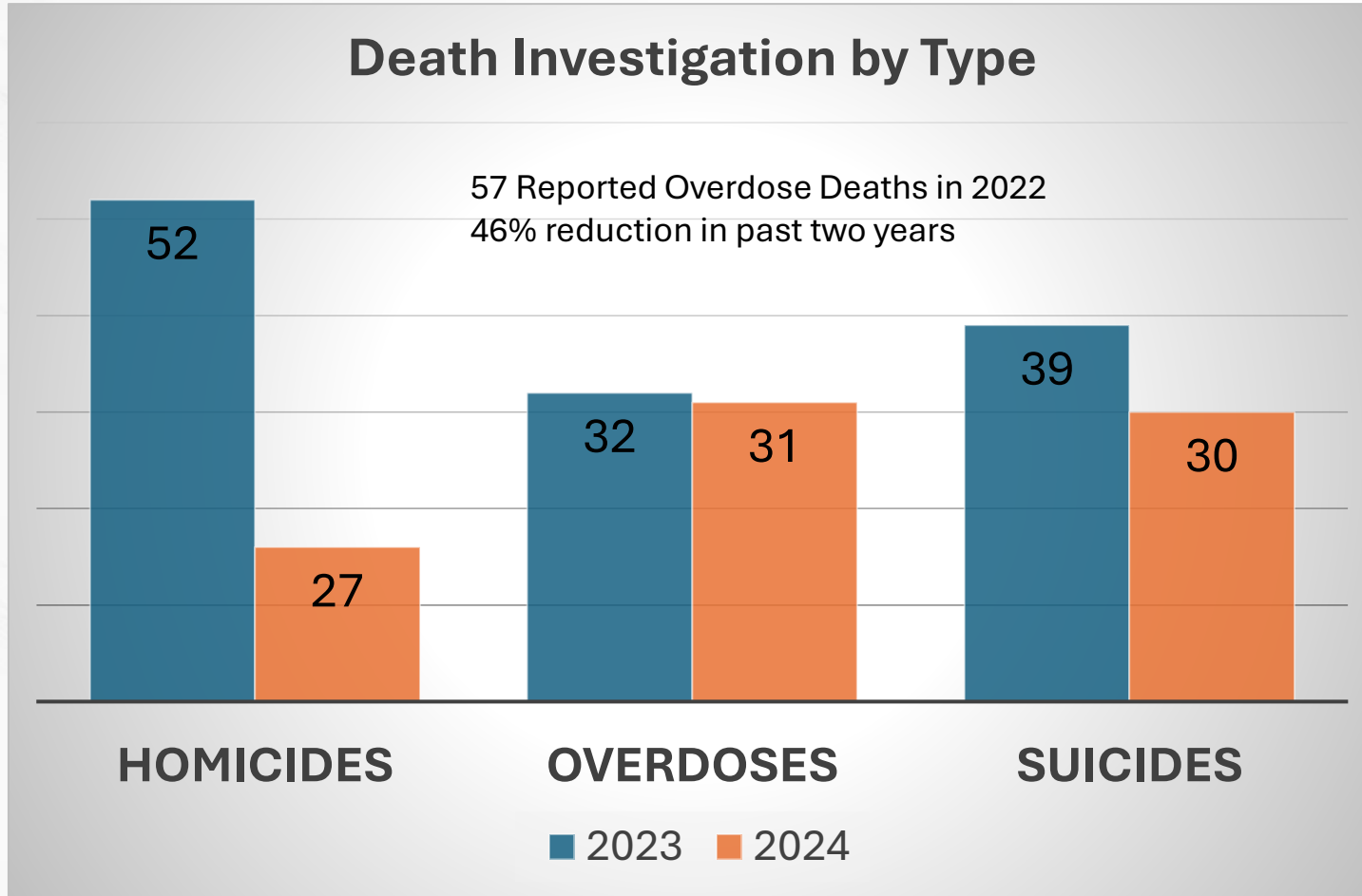
239 incidents reported of persons illegally carrying concealed weapons

385 firearms reported stolen YTD resulting in an abundance of illegal firearms in hands of felons and juveniles within our community

Reduction in Homicide numbers attributed to reduced number of child deaths and domestic related homicide

*National Incident Based Reporting System

* Total Homicide 2024 do not include the 2 Deven Children

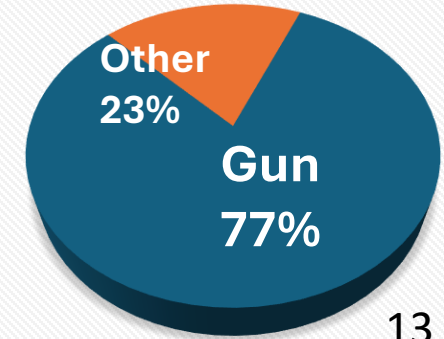


▼ -48%

▼ -3.1%

▼ -23%

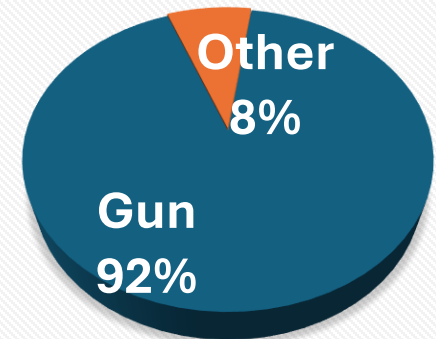
2024 Homicide



13 incidents
firearms used

■ Gun ■ Other

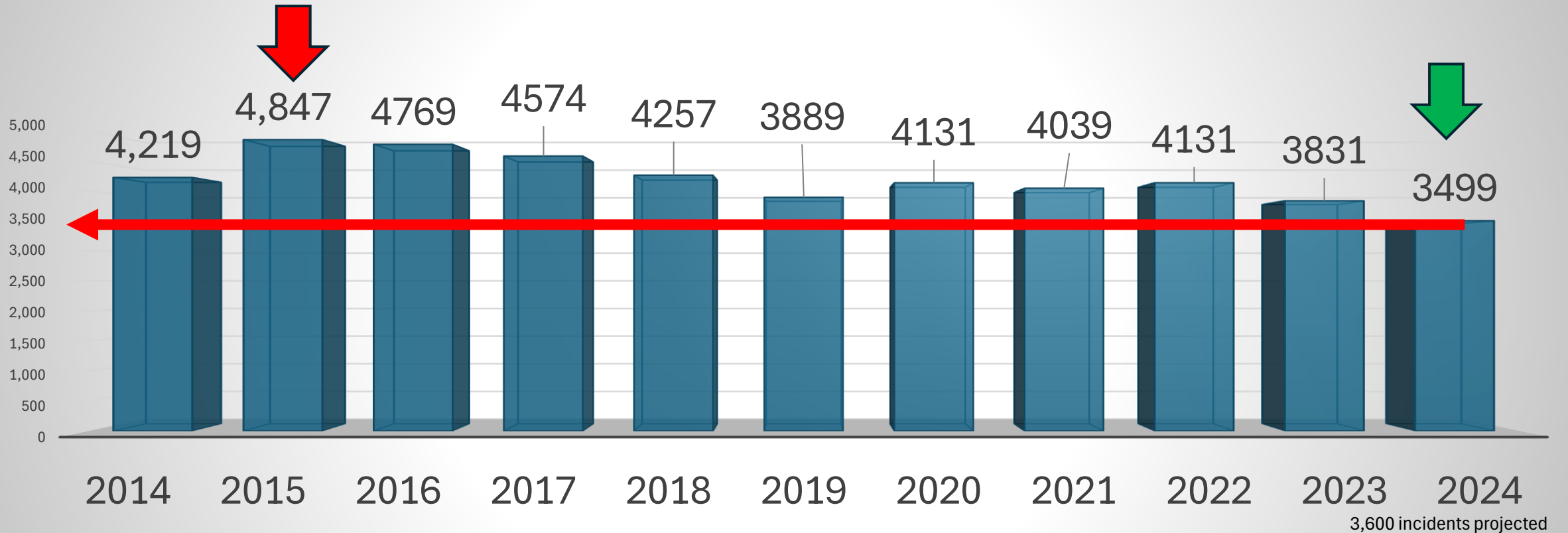
2024 Suicide



23 incidents
Firearms used

■ Gun ■ Other

Violent Crime

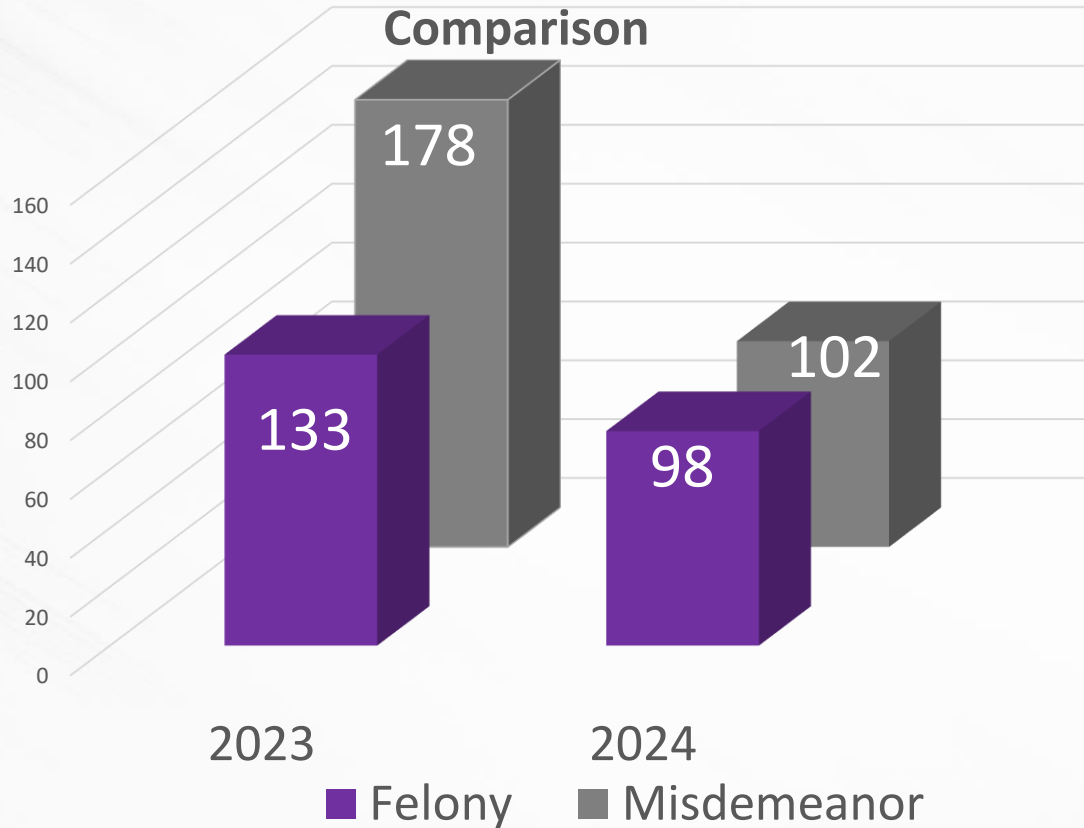


17% decrease since 2015



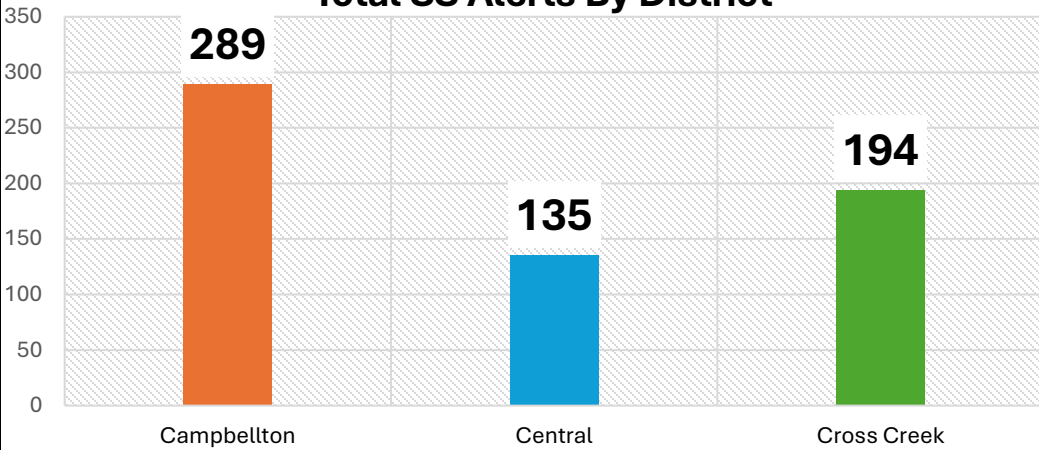
Domestic Violence Agg Assaults	2023	2024	% Change
Misdemeanor	178	102	-53.64%
Felony	133	98	-25.51%
Simple Assault	1,929	1,939	+.05%
Total	2,240	2,139	-4.50%

Domestic Violence Aggravated Assault Comparison

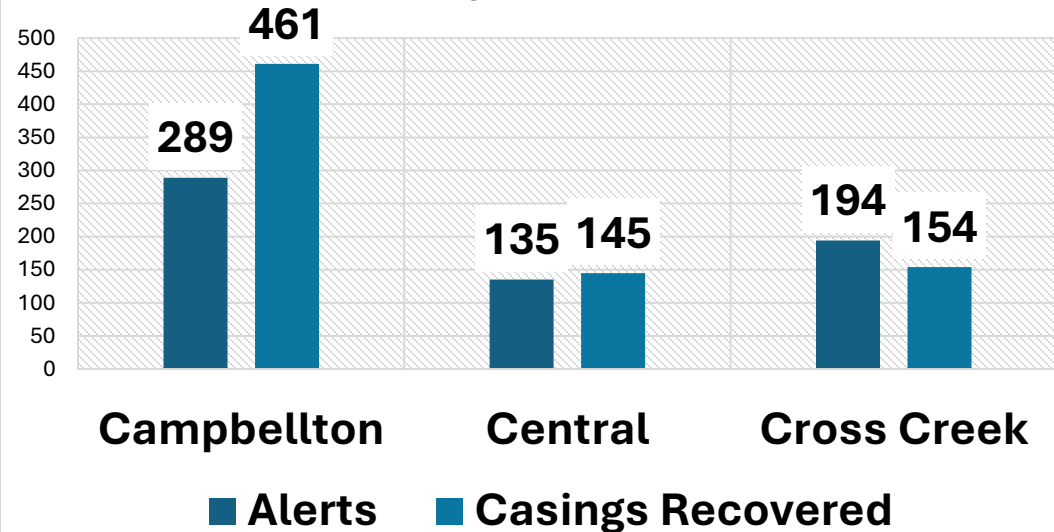


Impact: 25% of Homicides in 2023 were Domestic Related

Total SS Alerts By District



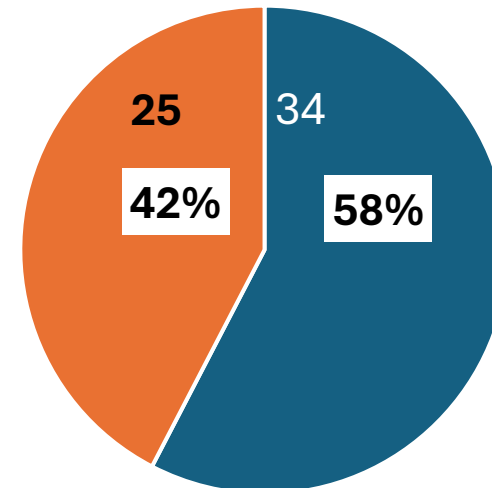
Shell Casing Recovery to Alert Comparison By District



Total # Rounds Detected City Wide: 2277

District	CAMP	CENT	CCRK
Total Alerts	289	135	194
Guns Recovered	4	0	11
Arrests Resulted	9	2	7

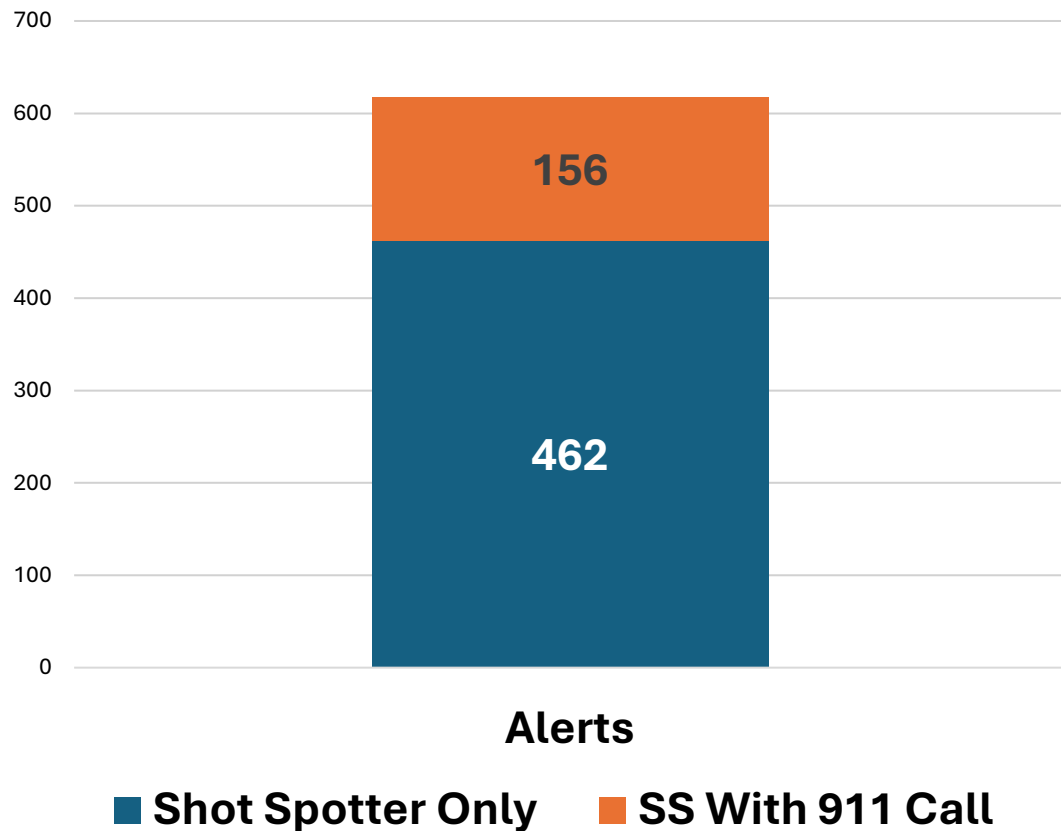
NIBIN Leads



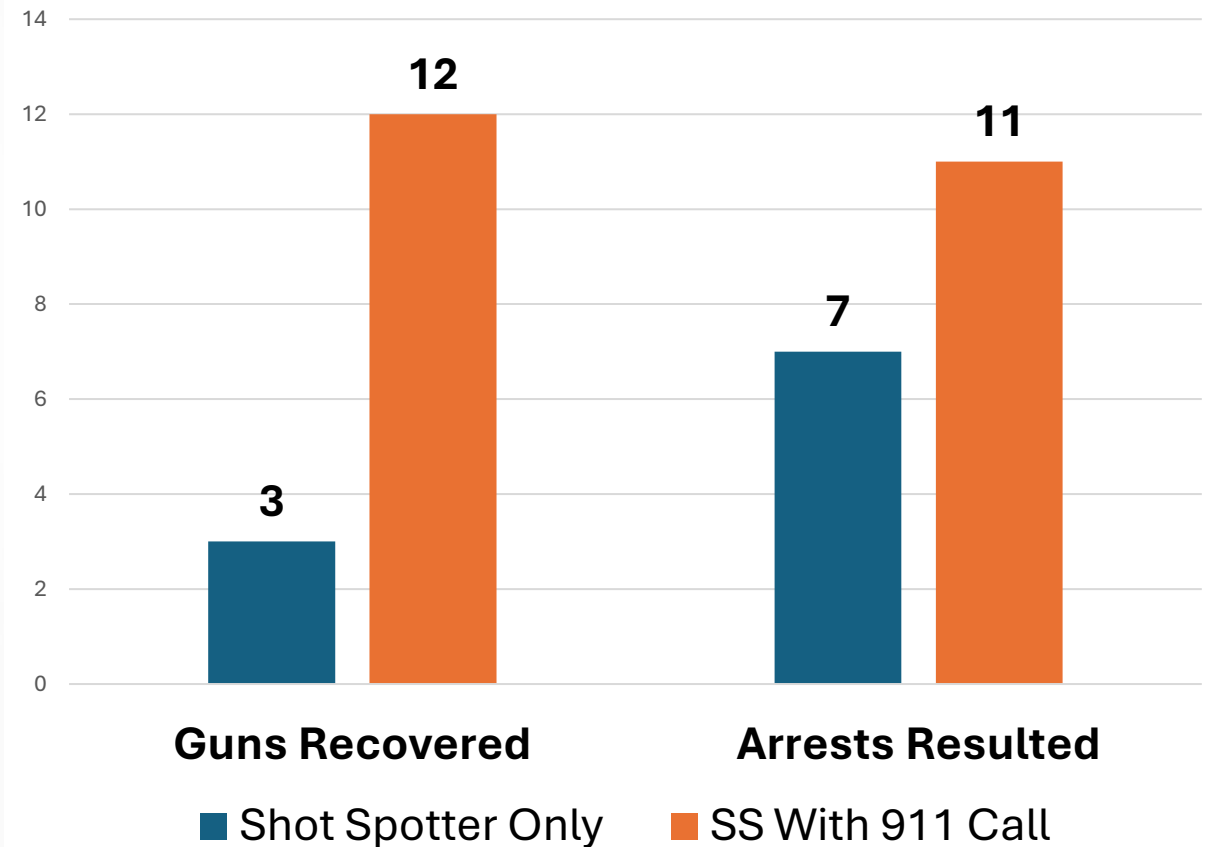
■ NIBIN Leads W/911 ■ NIBIN Leads W/Out 911

Comparison of SS Alerts with no 911 call to Alerts in conjunction with 911 Calls

Total Alerts



Comparison of SS only to SS with 911 Call



Impact of Federal & State Task Force Officers



TFO Activity 2024

24 individuals federally sentenced

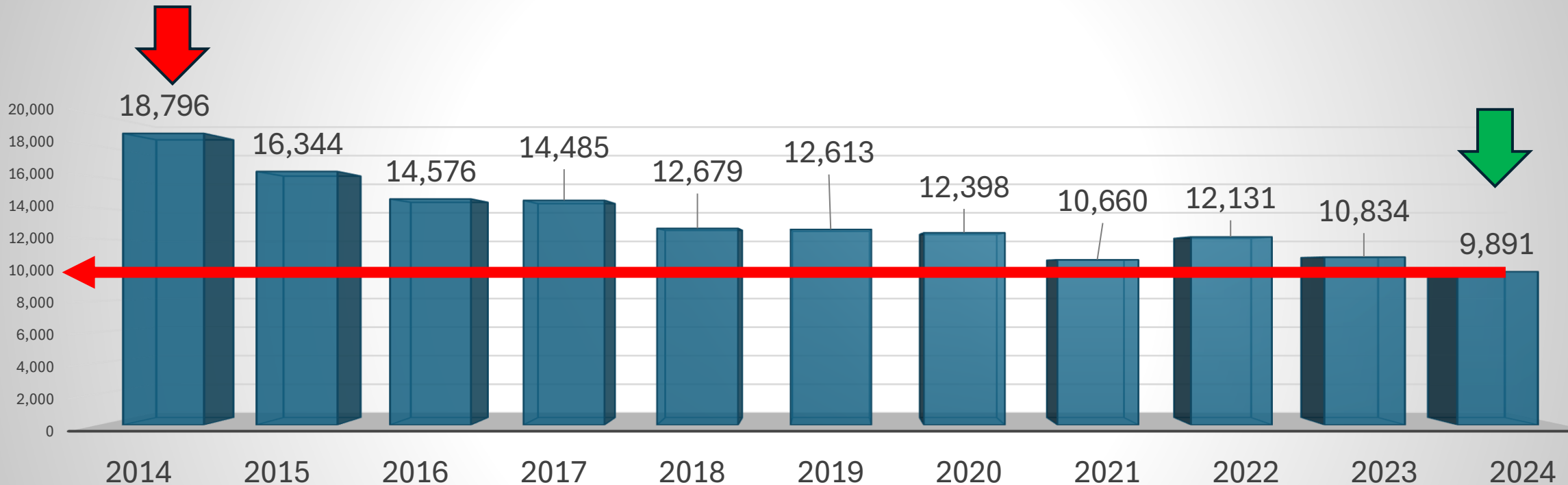
10 individuals federally indicted and pending adjudication

\$76,249.00 seized associated with criminal activity

30 firearms seized and taken off the street.

Continue to work with US Attorney's Office with Violent Crime Action Plan (VCAP) under Project Safe Neighborhood.

Property Crime



47% decrease since 2014

Property Crimes

Group A Crimes	2023	2024	Percent Change
Burglary (includes MV B&E)	2,128	1,910	-13.88%
Larceny	3,990	3,965	-0.62%
Motor Vehicle Theft	697	743	+6.60%
Robbery	263	222	-15.58%
All Other Property Crimes	3,728	3,051	-18.15%
Property Crimes Total	10,806	9,981	-8.46%

Shoplifting 20% increase over previous year

Organized Retail Crimes continue to trend up across the Nation, State and in our City

Groups from outside jurisdictions routinely come into the city and steal from “Big Box” stores

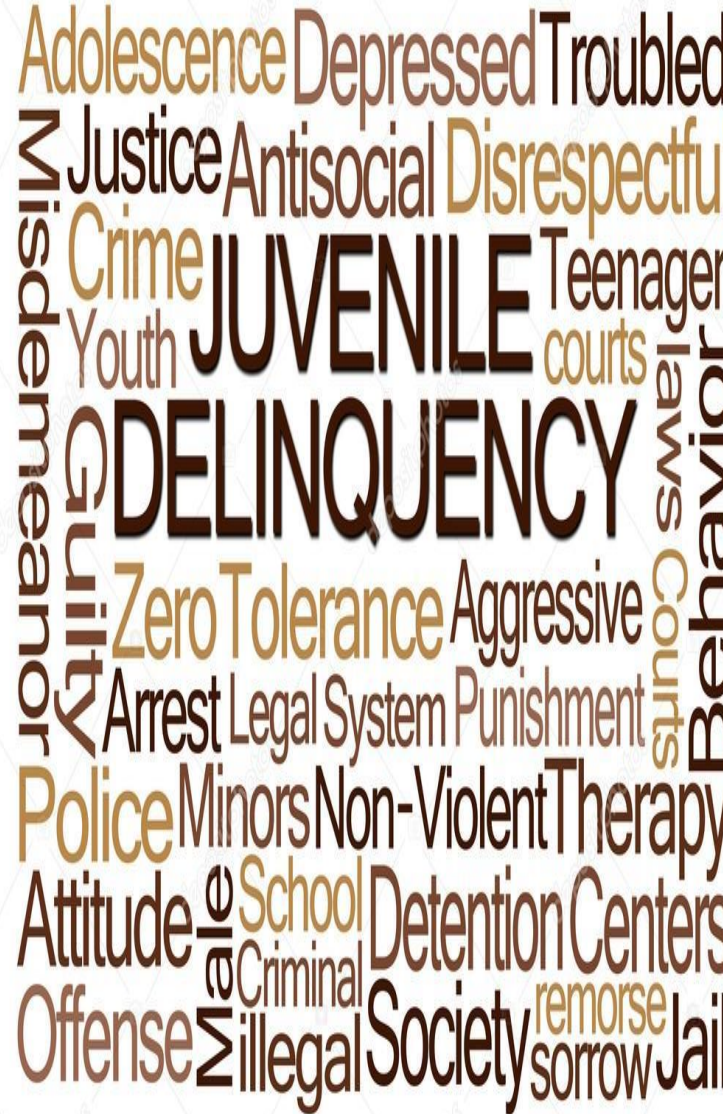
Violators have become more aggressive in their attempts to steal and evade apprehension

Commonly targeted items:

- Health & Beauty aids
- Designer Clothing
- Power Tools
- Cleaning Supplies

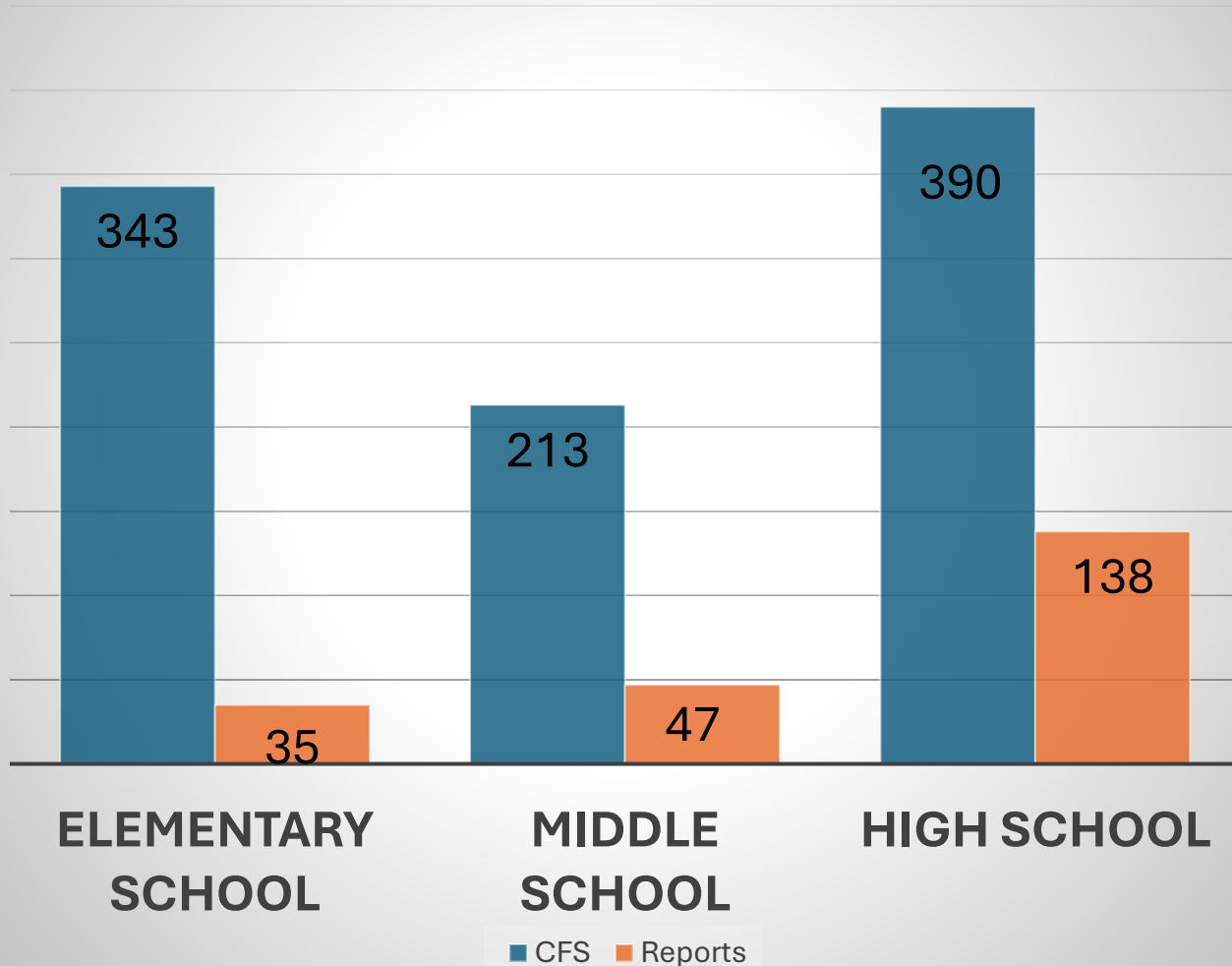
Juvenile Crime

Juvenile Data	2024
Custody Order	85 <i>There were a total of 79 for all of 2023</i>
Field Contacts	424
Incident Reports	1125
Total Incident Charges	1,550 (268 Runaways)
Involved Juveniles	934



	2024	Total
Attempt Murder/Murder		2
Weapons		43
Assaults		245 <i>152 total for 2023</i>
Drugs		38
B&E (this includes MV B&E)		139 <i>78 total for 2023</i>
Robbery		19 <i>6 total for 2023</i>
Communicating Threats		50
Shoplifting		77
MV Theft		97 <i>51 total for 2023</i>
Vandalism		91
RDO		16

Calls for Service / Report Comparison



August 26, 2024 the Fayetteville Police Department assumed control of 49 Cumberland County Schools located within the city limits

Currently have 11 certified SRO's in the schools

Currently have 64 Part Time Traffic Control Officer positions assigned to schools.

Officers have responded to 946 calls for service

Officers have documented 220 incident reports

Based on current month average the schools are expected to generate over 2,000 calls for service and add nearly 500 new crimes during the calendar school year 2024-2025

Narcotics Vice Suppression Unit Seizures

Drug	2023		2024
Cocaine	69.4 kilos	▼	37.39 kilos
Meth	54.7 kilos	▼	45.31 kilos
Fentanyl/Heroin	59.1 kilos	▼	56.74 kilos
Marijuana	210 pounds	▲	12,949.4 pounds*
Firearms Seized	1,200	▼	1,054





Homeless Contacts	January to December 2024
Salvation Army Transports	*207
Front Lobby Assists	112
Total Homeless 911 Calls	3,208
Direct Calls to Homeless Coordinator	1,321
Panhandling Calls for Service	924

Mental Health Contacts	2024
Front Lobby / Field Contacts	156
Callouts	162
Calls/Referrals to Local Mental Health Resources	327
Total Mental Health Calls for Service	2,123



Calls for Service Dispatched

Police:	180,067
Fire:	18,994
Total:	199,061

Phone Calls Processed

911 Calls:	197,758
Admin Call:	173,493
Total:	371,251

Audio Request

Internal:	396
Public	178

Quality Assurance Reviews

Police:	1,788
Fire:	576
Medical:	888

2023 CALEA Public Safety Communications Accreditation (2nd Award)

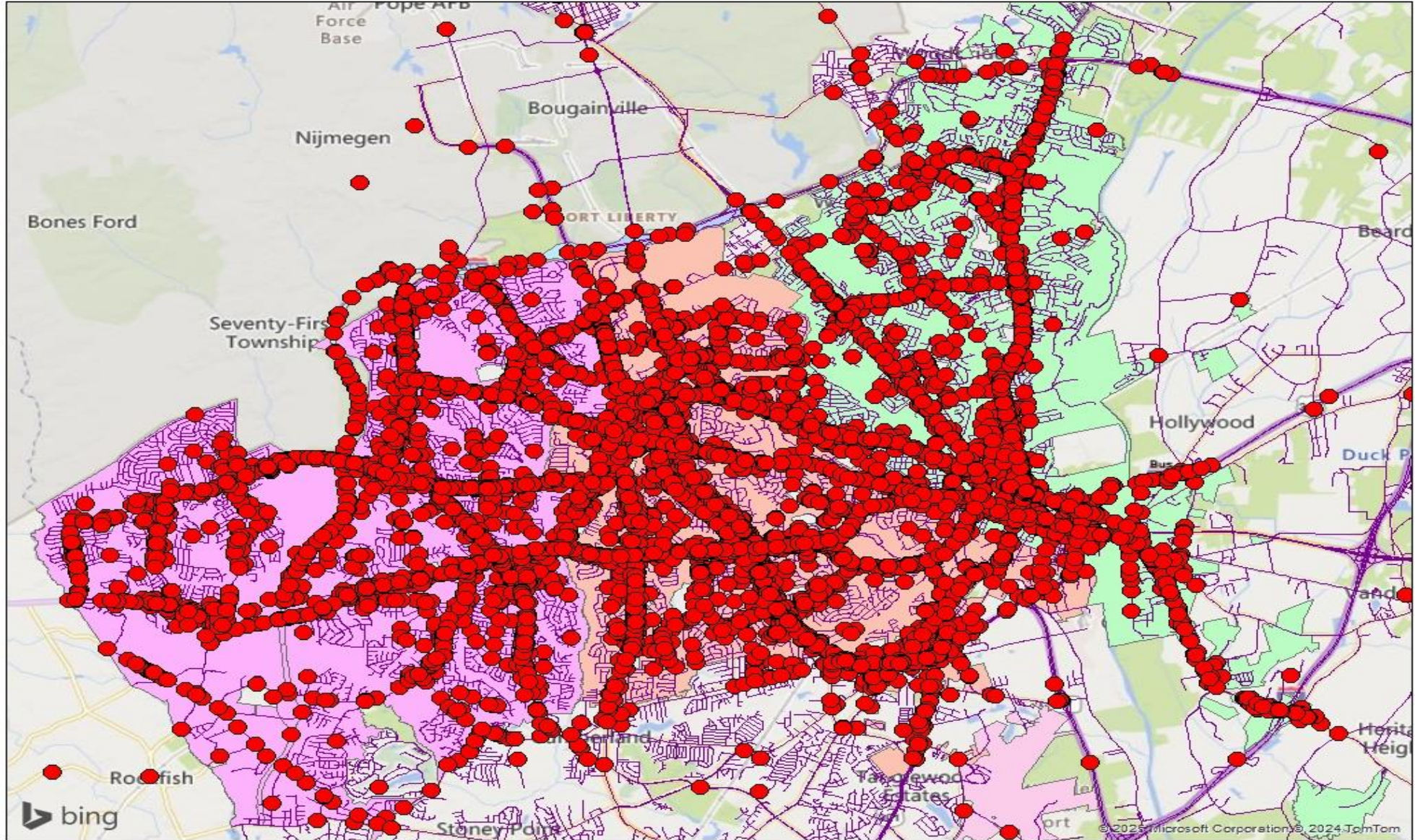
2023 International Academy of Emergency Dispatch Tri-Ace Accreditation (3rd Award)

Rollover PSAP (Public Safety Answering Point) for Buncombe County During Helene

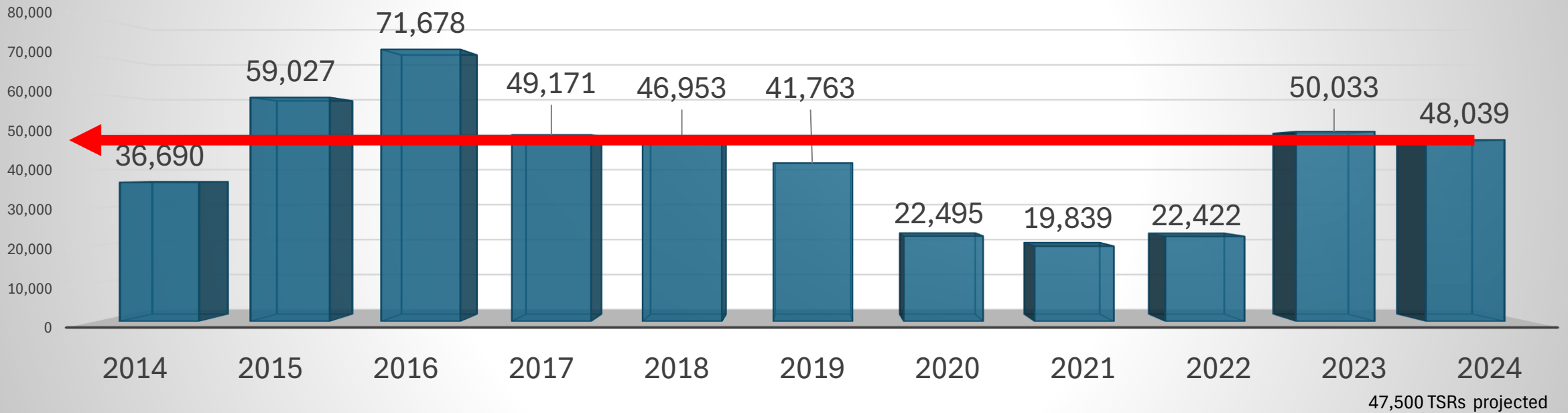
Traffic Fatalities	2023	2024
# of Crashes	21	33
Number Killed	26	33
Circumstances	2023	2024
Pedestrians	5	15
Motorcycles	7	7
Military Involved	2	3
Alcohol/Drugs	2	5
Speeding	11	7
Under 18	0	0



January –December 2024 TSR MAP

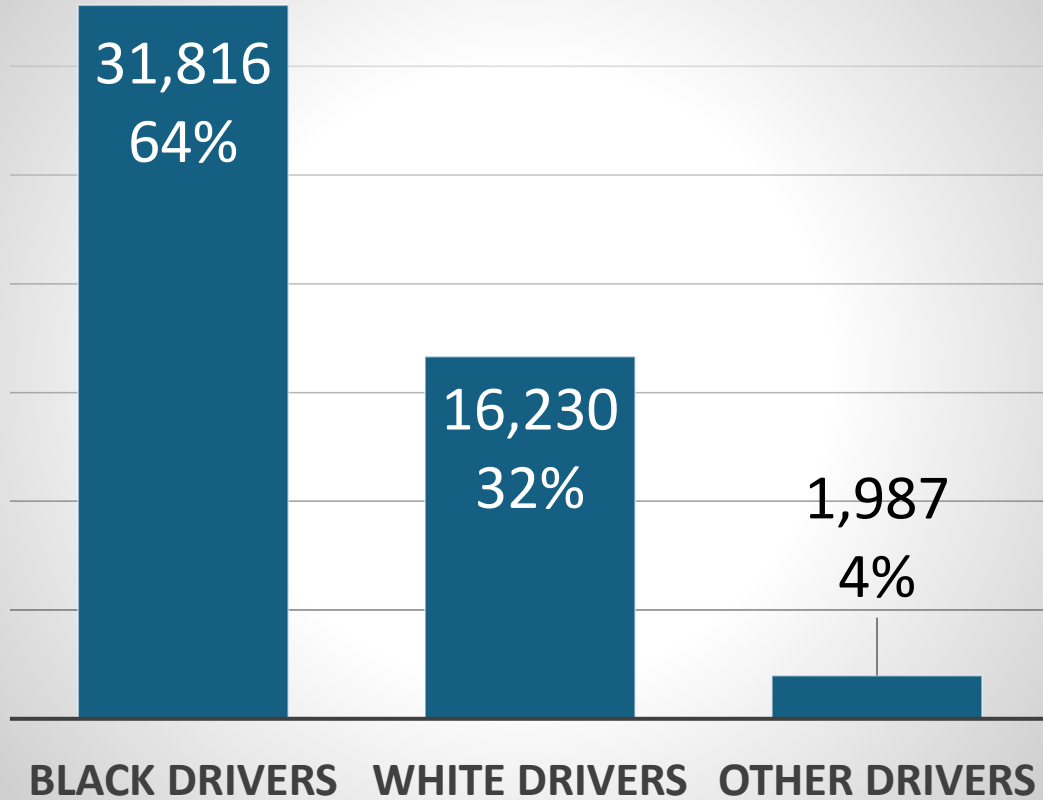


Traffic Stops

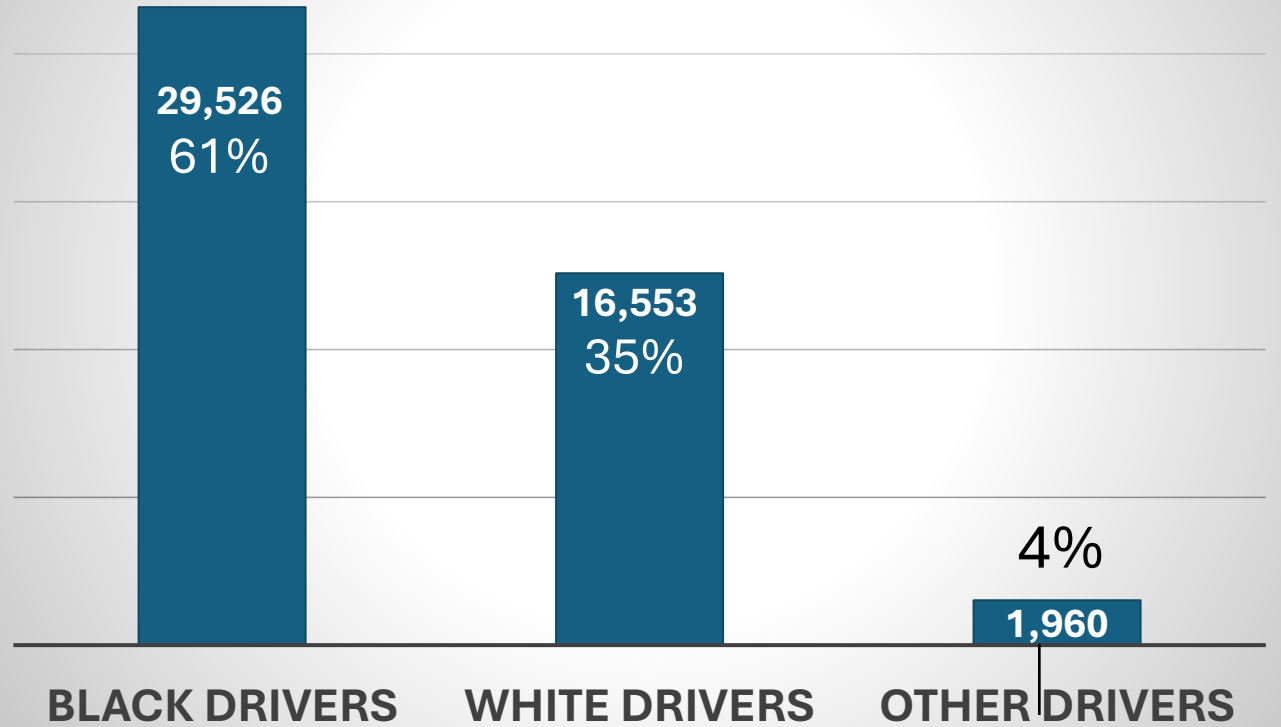


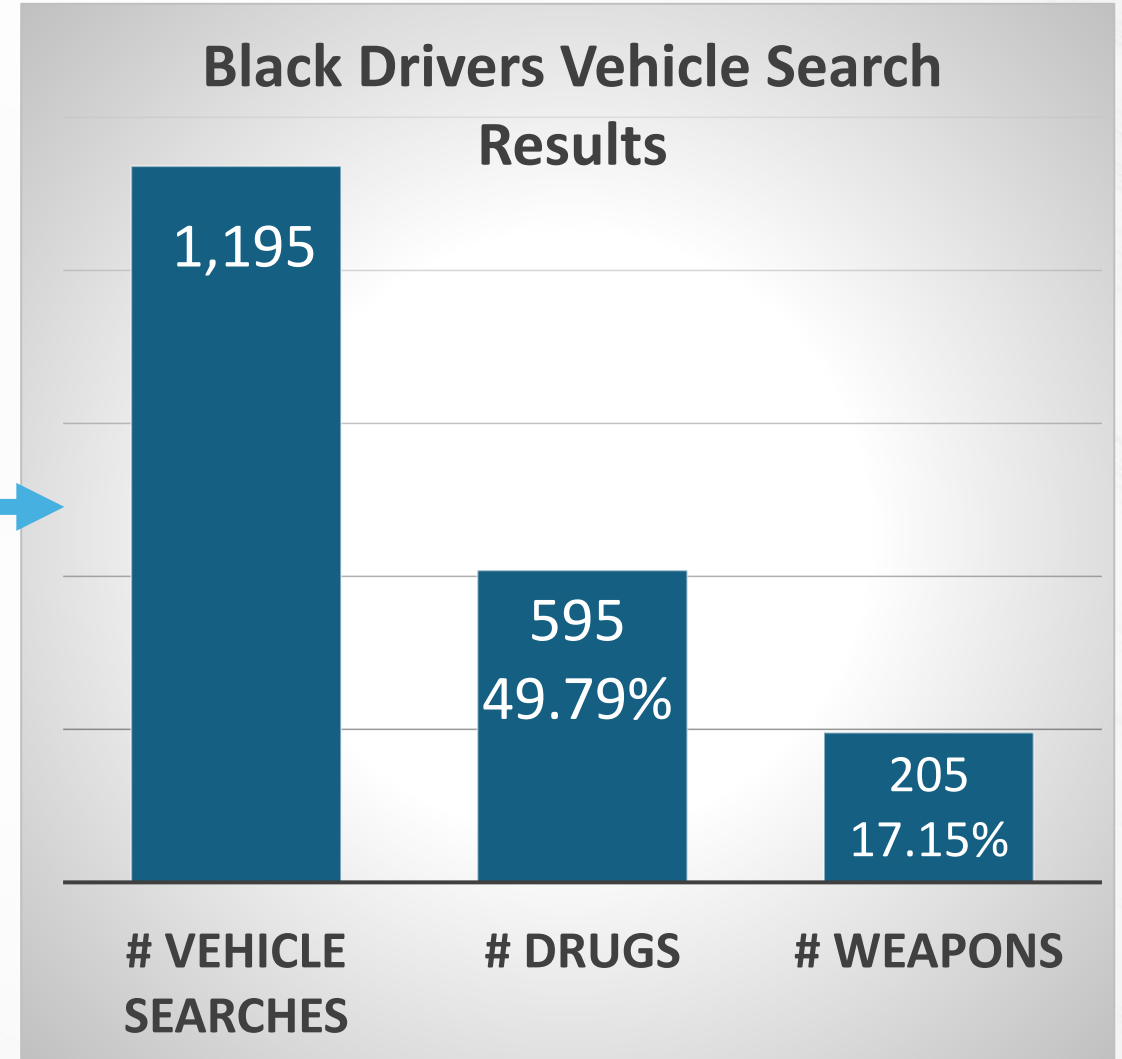
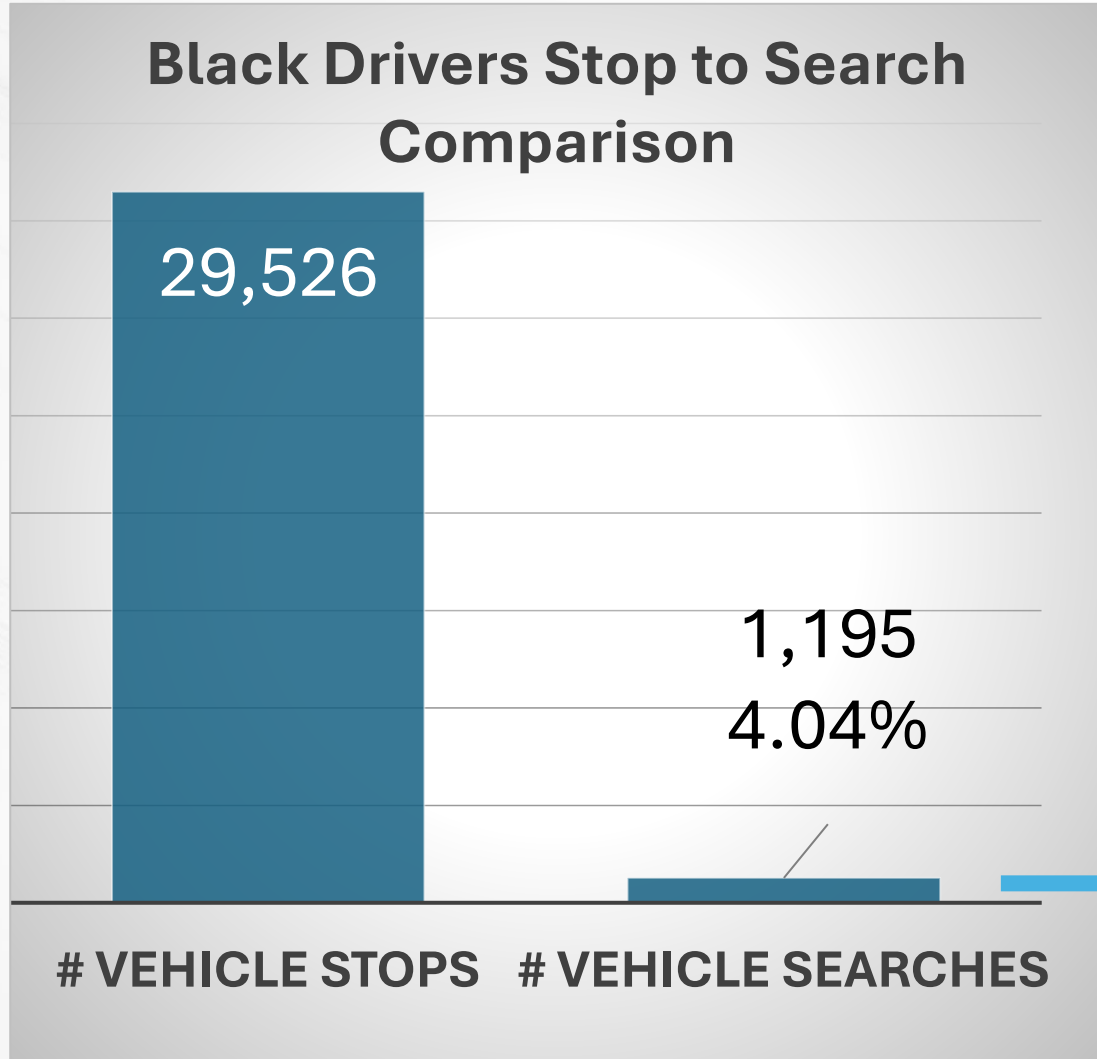
TSR Data Total Stops 2024

Total Vehicle Stops 2023
50,033 total Traffic Stops

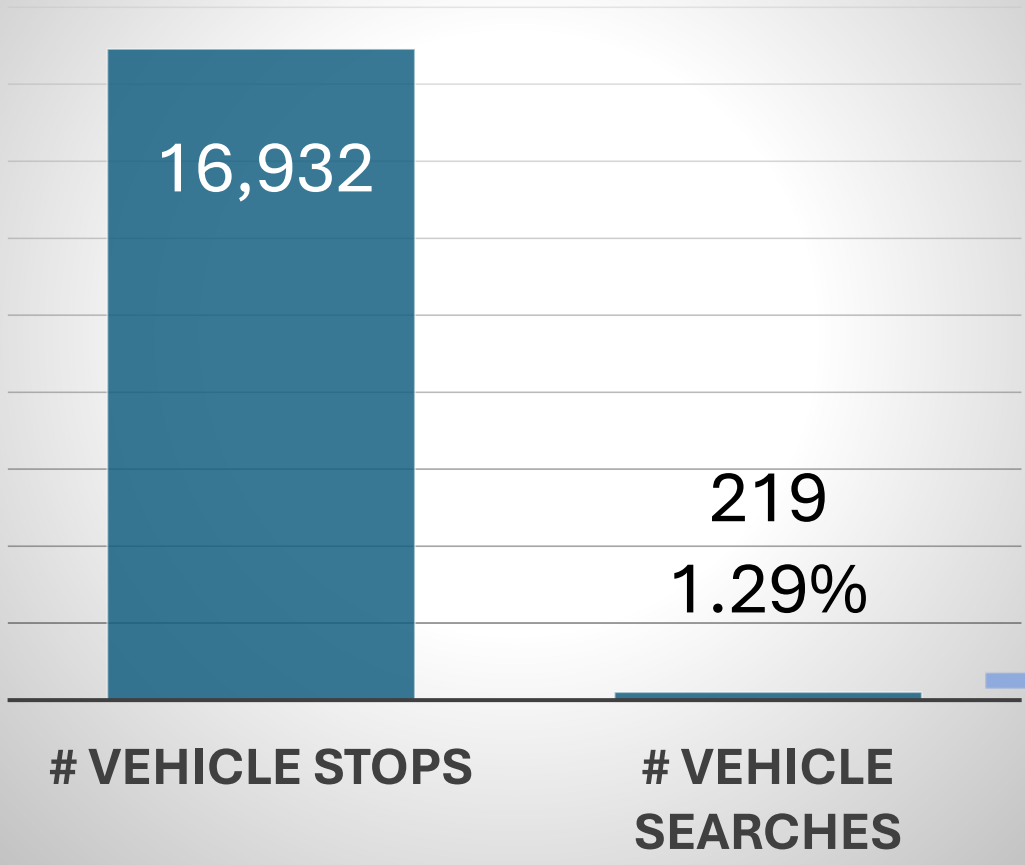


Total Vehicle Stops 2024
48,039 Total Traffic Stops

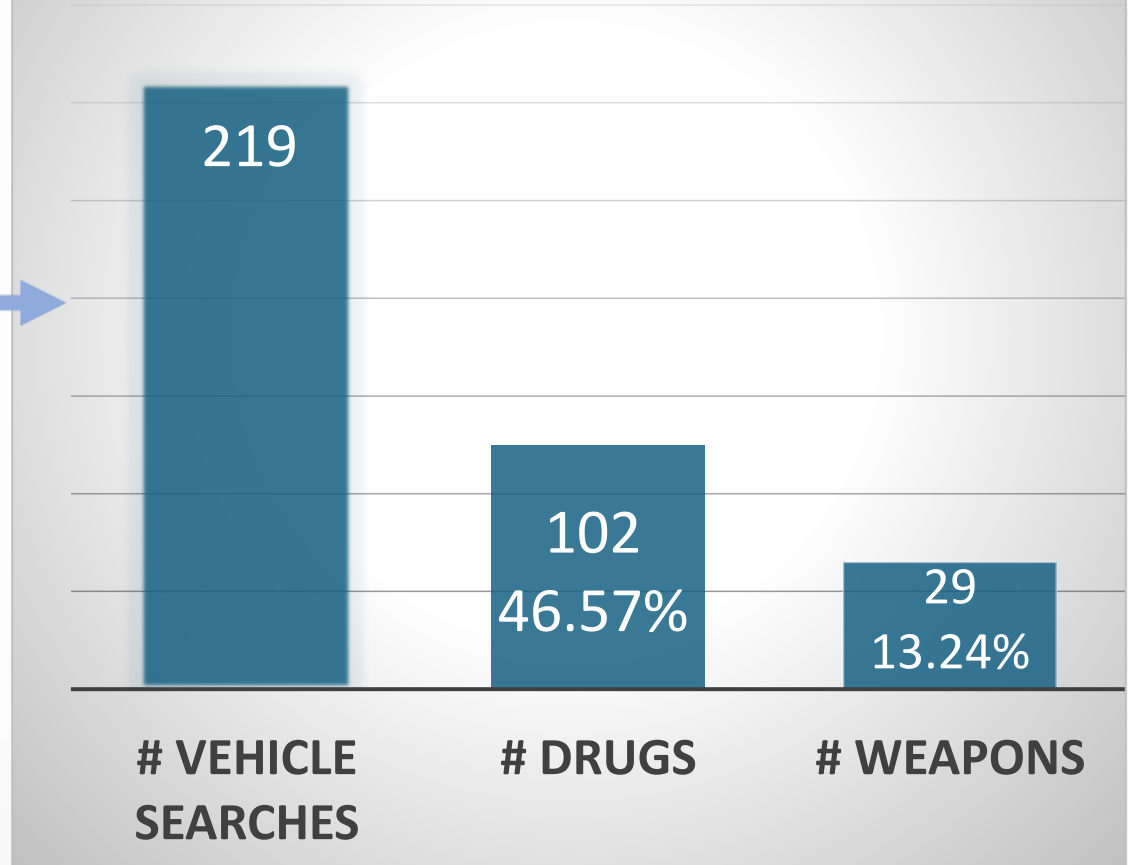




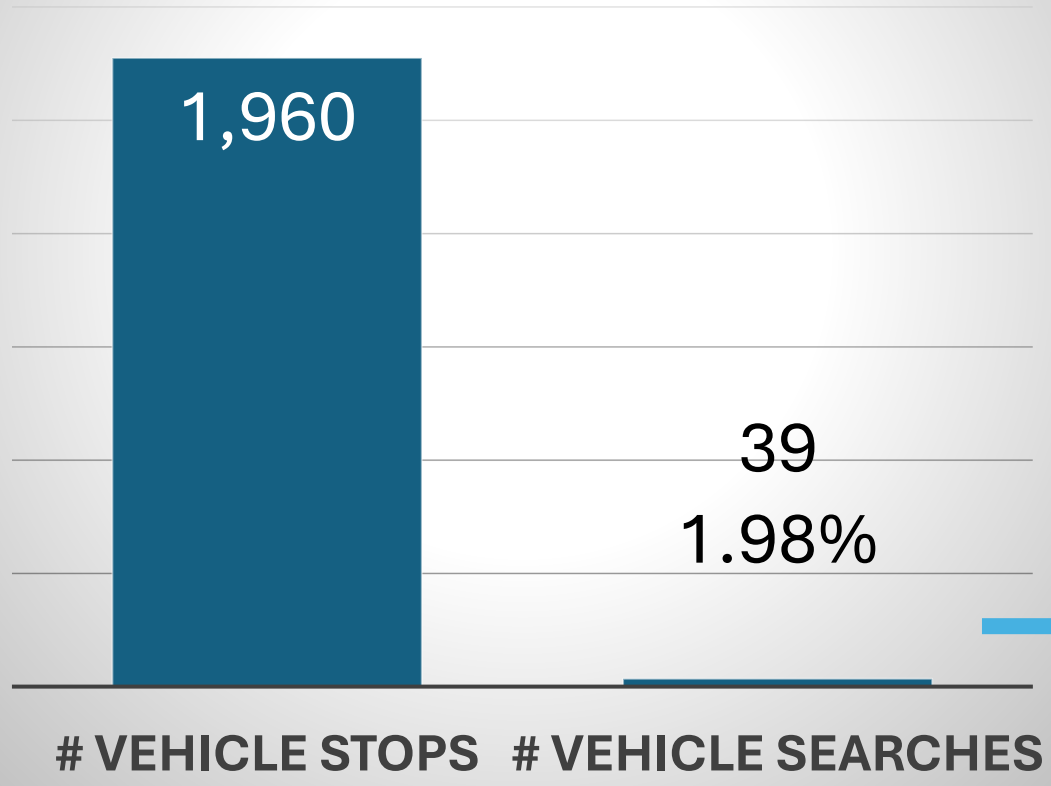
White Driver Stop to Search Comparison



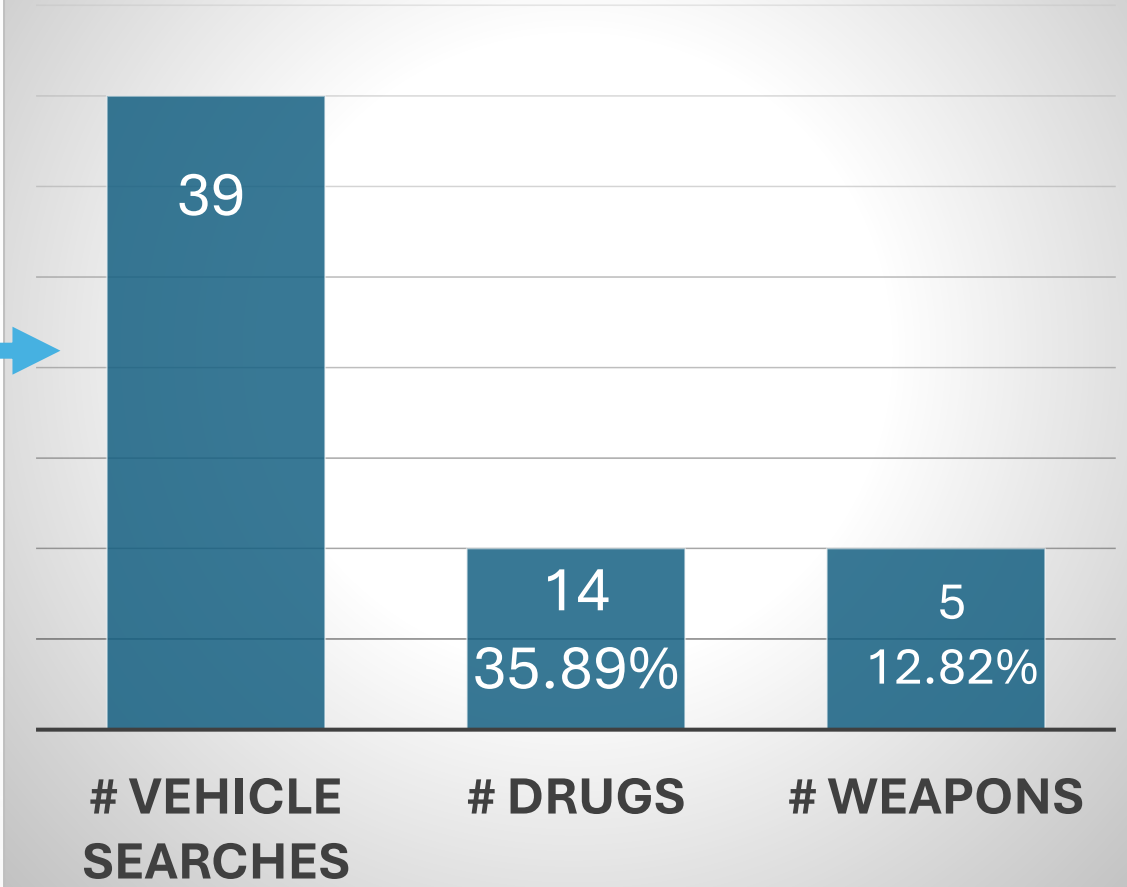
White Driver Vehicle Search Results



Other Driver Stop to Search Comparison



Other Driver Vehicle Search Results



Category	2023	2024
Use of Force	82	66
Internal Dept. Investigations	74	63
Citizen Complaints	47	47
Compliments	39	36



INCREASED COMMUNITY ADVOCACY

Accreditation embodies the precepts of community-oriented policing. It creates a forum in which law enforcement agencies and citizens work together to prevent and control challenges confronting law enforcement and provides clear direction about community expectations.

"Citizens enjoy the fact that they are welcome to speak at any time. We've had some make suggestions on what we could do better. We've had others stand up and praise us for what we are doing in their communities or thank us for helping them out with a problem specific to their neighborhood."

— Sergeant Charles M. Vance, II, Accreditation Manager Metropolitan Nashville (TN) Police Department

INTEGRITY

TRANSPARENCY

ACCOUNTABILITY

STAUNCH SUPPORT FROM GOVERNMENT OFFICIALS



Accreditation provides objective evidence of an agency's commitment to excellence in leadership, resource management, and service-delivery. Thus, government officials are more confident in the agency's ability to operate efficiently and meet community needs.

"Henrico County strives to provide its citizens with the best quality of life possible. Similarly, we want those who visit here to feel safe and free to enjoy all the County has to offer. The accreditation of our Police Division is one of the ways we measure the success of the County in achieving these objectives. It's a picture of professionalism that makes a statement."

— County Manager John Vitoulkas, CEO, County of Henrico, Virginia

STRONGER DEFENSE AGAINST CIVIL LAWSUITS



Accredited agencies are better able to defend themselves against civil lawsuits. Also, many agencies report a decline in legal actions against them, once they become accredited.

"Our dedication to adhere to the letter and spirit of the CALEA standards since 1986, saved the department from paying outrageous monetary damages to a convicted felon, turned plaintiff. This is just one more reason, the MCSO will continue to comply with the CALEA accreditation standards and encourage other agencies to follow in our footsteps."

— Sheriff Phil Plummer, Montgomery County Sheriff, Dayton, Ohio

REDUCED RISK AND LIABILITY EXPOSURE



Many agencies report a reduction in their liability insurance costs and/or reimbursement of accreditation fees.

"Everyone needs a map to know where they are going and CALEA will be our road map to success."

— Former Accreditation Manager Cheri Pickard-Akselsen, Johns Creek Police Department, Georgia

GREATER ACCOUNTABILITY WITHIN THE AGENCY



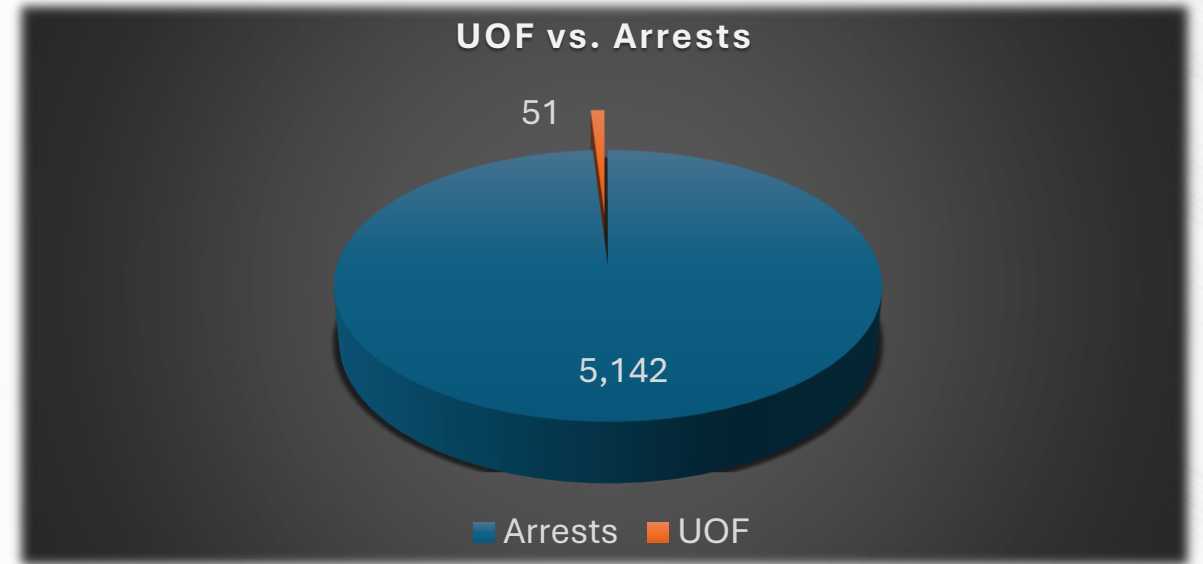
CALEA standards give the CEO a proven management system of written directives, sound training, clearly defined lines of authority, and routine reports that support decision-making and resource allocation.

"Prior to getting into the CALEA process we thought our general orders, policies and procedures provided proper guidance for our employees. Not so much as it turned out. CALEA brought us to the point of adhering to cutting edge contemporary best practices."

— Retired Chief James Craze, Greenbelt Police Department, Maryland

Use of Force Review

Type of Force	B/M	W/M	B/F	W/F	All OTHER*
Taser	16	1	0	0	1
Taser+ Another force	1	0	0	0	0
Hands	7	5	2	0	2
Pointing of Weapon	18	3	0	0	1
Firearm Discharge	2	0	0	0	1
O/C Pepper-spray	0	0	1	0	0
Baton	0	0	0	0	0
Pointing of Weapon plus Taser	2	0	0	0	0
K-9 Bite	2	0	0	0	0
Less Lethal Munition	1	0	0	0	0
Total Force Used	49	9	3	0	5



6,807 felony and misdemeanor arrests made by officers in 2024. 66 incidents resulted in a use of force representing less than 1% of all arrest made

Type of Resistance	B/M	W/M	B/F	W/F	All OTHER*
Resist Arrest	194	41	75	29	17
Assault on Officer	21	4	20	3	2
Total Incidents	215	45	95	32	19



Earn up to: \$84,585

WE'RE HIRING

LATERAL OFFICERS !

Now Recruiting For:
POLICE OFFICERS

Visit us at joinfaypd.com

CONTACT: 910-723-4138

BENEFITS

- Paid training at our police academy
- Vehicle Take Home Program
- Tuition Reimbursement
- Education Incentives for Bachelor's and Associate's Degrees
- Employee Healthcare Benefit Plan
- Paid Holidays
- **AND MORE VISIT OUR PAGE NOW!**

Faith | Pride | Dedication

Staffing	Budgeted	Actual	Vacant	% Vacant
Sworn	470	349	*121	*26%
Non-Sworn	188	162	26	14%
911	74	52	22	30%
Totals	732	563	169	23%

*37 of sworn vacancies are FROZEN positions

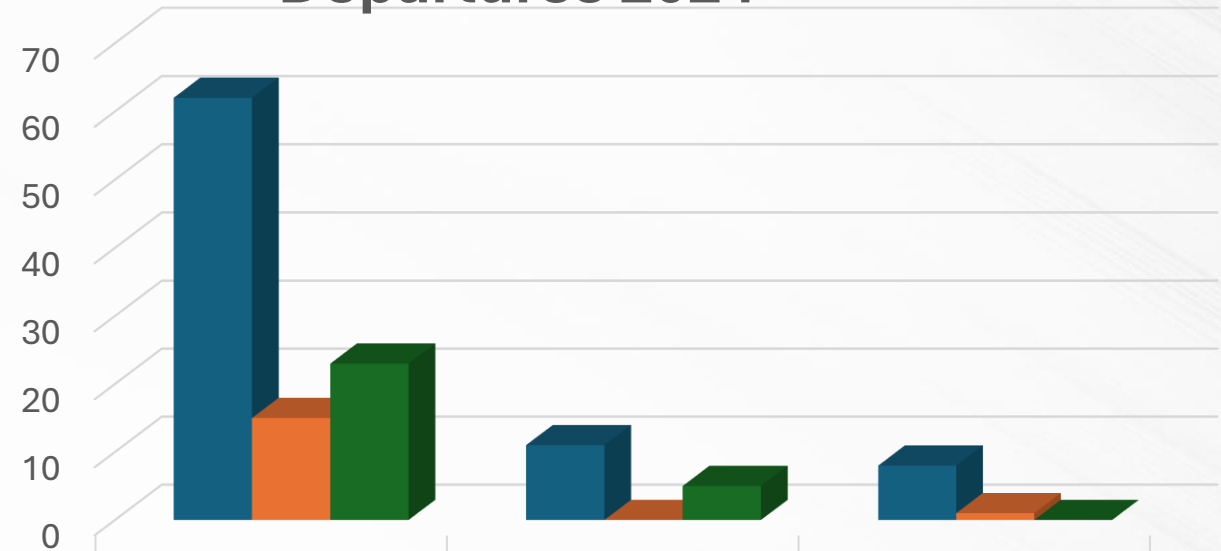
11 SRO's in place and patrolling city schools

Since July 1, 2024:

- 19 Sworn Lateral Hires July-December
- BLET Academy with 22 recruits began
- 5 Hiring Events conducted at FPD Training Center



Fayetteville Police Department Departures 2024



	Resignation	Retirement	Dismissed
Sworn	62	11	8
911 Dispatch	15	0	1
Civilian	23	5	0

65% decrease in resignations since implementation of Officer Step Plan July 1, 2024. 46/16

Faith in Action 2024

16+ groups, non-profits churches and community providers, peer support specialist and mental health providers have participated in events so far this year...

Focused on addressing concerns of **Addiction**, **Poverty** and **Mental Health** within our community to prevent crime and disorder

Community residents contacted **779**

Narcan provided to **202** individuals

Food/Groceries provided to **871/381** people

Hygiene supplies provided to **309** people

Salvation/Prayer **4/206** individuals

PROVIDING SERVICES TO OUR COMMUNITY AFFECTED BY THE OPIOID CRISIS




"FAITH WITHOUT WORKS IS DEAD"
JAMES 2:26

DATE & TIME: SEPTEMBER 26TH 5PM-7PM	LOCATION: 4950 BRAGG BLVD. THE CORNER OF BRAGG BLVD & JOHNSON ST	RESOURCES <ul style="list-style-type: none">• WATER• FOOD
---	--	---

 **FAYETTEVILLE!**







Halloween Trick or Treat







FAMILY MOVIE NIGHT



Ghostbusters:
Frozen Empire
Rated PG-13, 1 Hour 55 Min

BRING BLANKETS

FREE
ADMISSION
AFTER THE GAME

OPERATION CEASEFIRE
Partnership to cease firearm violence

FAYETTEVILLE!

SOFTBALL GAME

PRESENTED BY JERSEY MIKE'S

161 Westwood Shopping Center • 2138 Cedar Creek Rd.
3011 Town Center Dr. • 3069 N. Main St. (Hope Mills)



FIRE vs **POLICE**

Segra Stadium
460 Hay St, Fayetteville, NC 28301

5 PM

10/25/24

\$5 Per Ticket
Presale Available

Kids under 15 FREE



CONCESSIONS AVAILABLE

All proceeds will go to the Fayetteville Police Foundation.



FAYETTEVILLE POLICE DEPARTMENT



ONE

**FAITH IN SERVICE
PRIDE IN COMMITMENT
DEDICATION TO EXCELLENCE**

VISION STATEMENT

To serve as a premier law enforcement agency that is invested in the growth and safety of our community through innovation and a balanced approach to Law Enforcement. We will pursue and engage the best trained, equipped, and committed professionals who demonstrate the highest standards of performance and best policing practices in partnership with the community.

MISSION STATEMENT

The Fayetteville Police Department is dedicated to improving the quality of life by creating a safe and secure environment for the citizens we serve. We will always act with integrity to reduce crime, create partnerships, and build trust while treating everyone with respect, compassion and fairness.

ONE AGENCY.
ONE COMMUNITY.
ONE FAMILY.

ONE.

FAYPD.COM

Questions



FayettevilleNC.gov