










# Zoning Map

Case #: P23-16

Rezoning  
Request: Community Commercial (CC)

Location: REID# 9485763126000  
PIN: 9485-76-3126

## Legend

- |   |                               |  |                                      |
|---|-------------------------------|--|--------------------------------------|
|  | P23-16                        |  | LC - Limited Commercial              |
|  | CC Zoning                     |  | SF-6 - Single-Family Residential 6   |
|  | CC Zoning                     |  | SF-10 - Single-Family Residential 10 |
|  | AR - Agricultural-Residential |  | SF-15 - Single-Family Residential 15 |
|  | CC - Community Commercial     |  |                                      |



Letters are being sent to all property owners within the 1000' buffer. Subject property is shown in the hatched pattern.

