



Fayetteville Police Department

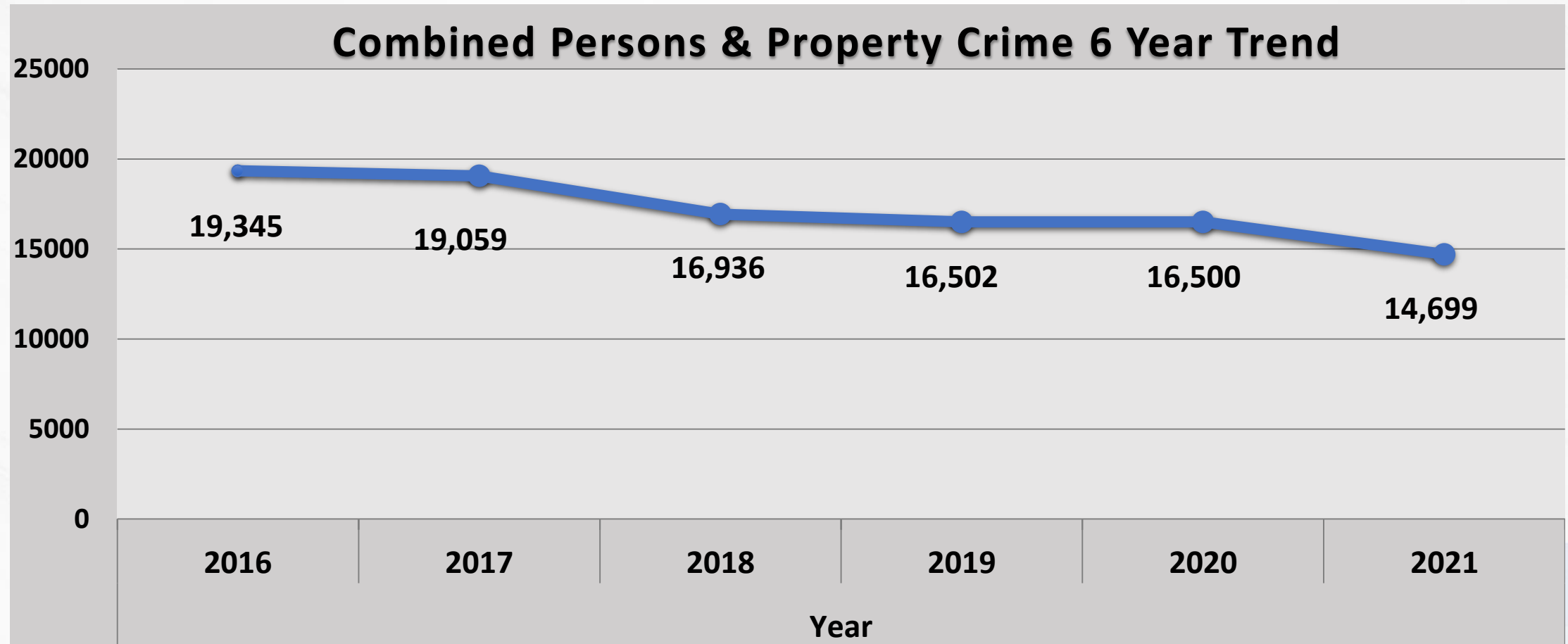
January – March 2022 Review



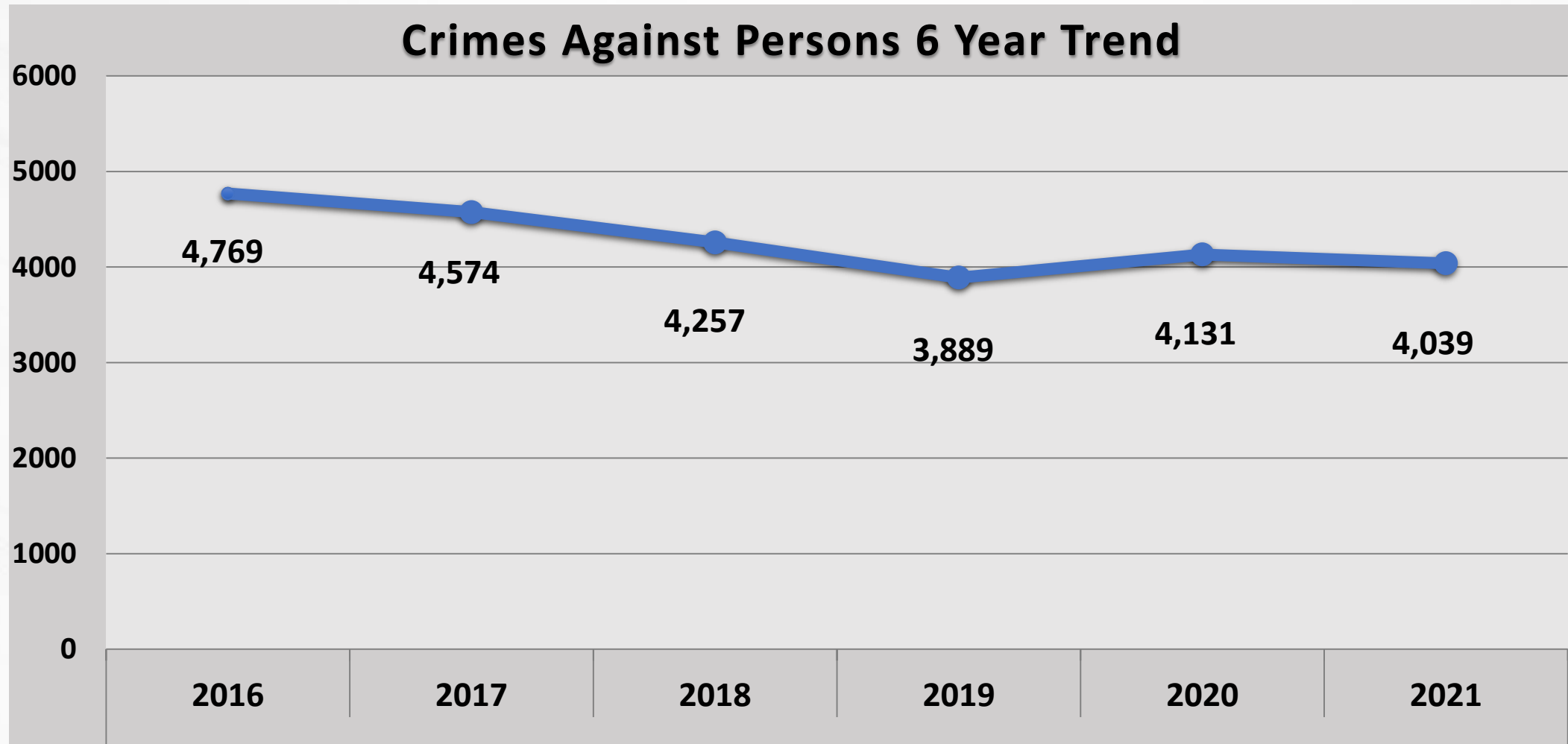
- Crime Statistics
- Crime Trend Analysis
- Crime Fighting Strategies
- Community Engagement



6 year Crime Trend



6 year Crimes Against Person Trend



6 year Property Crime Trend



January – March 2022

Total NIBRS Group A Crime Citywide

Total Group A Crimes	2021	2022	% Change
Persons Crime	941	971	+3.2%
Property Crime	2,458	2,864	+16.5%
Totals	3,399	3,835	+12.8%

Total Citywide Arrest	2021	2022	% Change
Felony	348	357	+2.6%
Misdemeanor	695	742	+6.8%
Totals	1,043	1,099	+5.4

January – March 2022

NIBRS Group A Crimes Against Persons

Part 1 Crimes	2021	2022	Percentage Change
Homicide	12	11	-8.3%
Rape	27	19	-29.6 %
Aggravated Assault	225	287	+27.6%
All Other Persons Crimes	677	658	-2.8%
Total Persons Offenses	941	971	+3.2%

January – March 2022

NIBRS Group A Crimes Against Property

Group A Crimes	2021	2022	Percent Change
Burglary	236	256	+8.5%
Larceny	441	582	+32%
Motor Vehicle Theft	86	151	+75.6%
Robbery	50	69	+38%
All Other Property Crimes	1,645	1,816	+10.4%
Property Crimes Total	2,458	2,864	+16.5%

*National Incident Based Reporting System

January – March 2022

All Death Investigations

All Death Investigations	2021	2022	Percent Change
Homicide	12	11	-8.3%
Overdoses	19	16	-15.8%
Suicide	9	5	-44.4%
Natural/Accidental	61	108	+77%
Total Death Investigations	101	140	+38.6%

January – March 2022

Homicide Analysis

Suspects Demographics	Race / Gender	#
	Black Male	6
	White Male	2
	Black Female	0
	Unknown/Unsolved	2
Suspect Status		#
	Arrest	7
	Unknown/Unsolved	1
	Person of Interest / Died	2
	Justified	0
Victim Demographics	Race / Gender	#
	Black Males	6
	White Males	3
	Black Females	1
	White Females	1

Possible Motives	#
Robbery Drug Related	1
Robbery	0
Gang Related	1
Ongoing Dispute / Fight	0
Argument	1
Jealousy	0
Domestic Violence	3
Road Rage	1
Unknown	2

January – March 2022

Aggravated Assaults & Domestic Violence Data

Agg Assaults	2021	2022	Percent Change
Misdemeanor	21	31	+47.6%
Felony	37	39	+5.4%
Total	58	70	+20.7%

Domestic Violence Assaults	2020	2021	Percent Change
Misdemeanor	23	22	-4.3%
Felony	10	20	+100%
Total	33	42	+27.3%

Impact of Federal & State Task Force Officers

- The Fayetteville Police Department has Task Force Officers assigned under DEA, FBI, ATF and the US Marshals.
- Federal resources provided to the City as a result of the Task Force Officers includes assistance with investigations, adoption of local cases, equipment and overtime reimbursement.



1st Quarter TFO Activity

- 5 individuals federally sentenced
- 11 individuals federally indicted and pending adjudication
- \$166,433.00 seized associated with criminal activity
- 7 firearms seized and taken off the street.



January – March 2022

Narcotic Unit Investigations

Narcotics	2021	2022
Cocaine	6,409 grams	7,184 grams
Heroin	0 grams	0 grams
Meth	177 grams	3,553 grams
Fentanyl	2,165 grams	10,662 grams
Guns	45	7
Arrest	8	28
*Weapons Seized Department wide	212	215

Motor Vehicle B&Es

YEAR 2021		
MV B&E		
SECURED	289	26%
UNSECURED	762	69%
UNKNOWN	55	5%
TOTAL	1106	

YEAR 2022		
MV B&E		
SECURED	77	25%
UNSECURED	198	64%
UNKNOWN	32	10%
TOTAL	307	

Weapons Stolen from B&Es

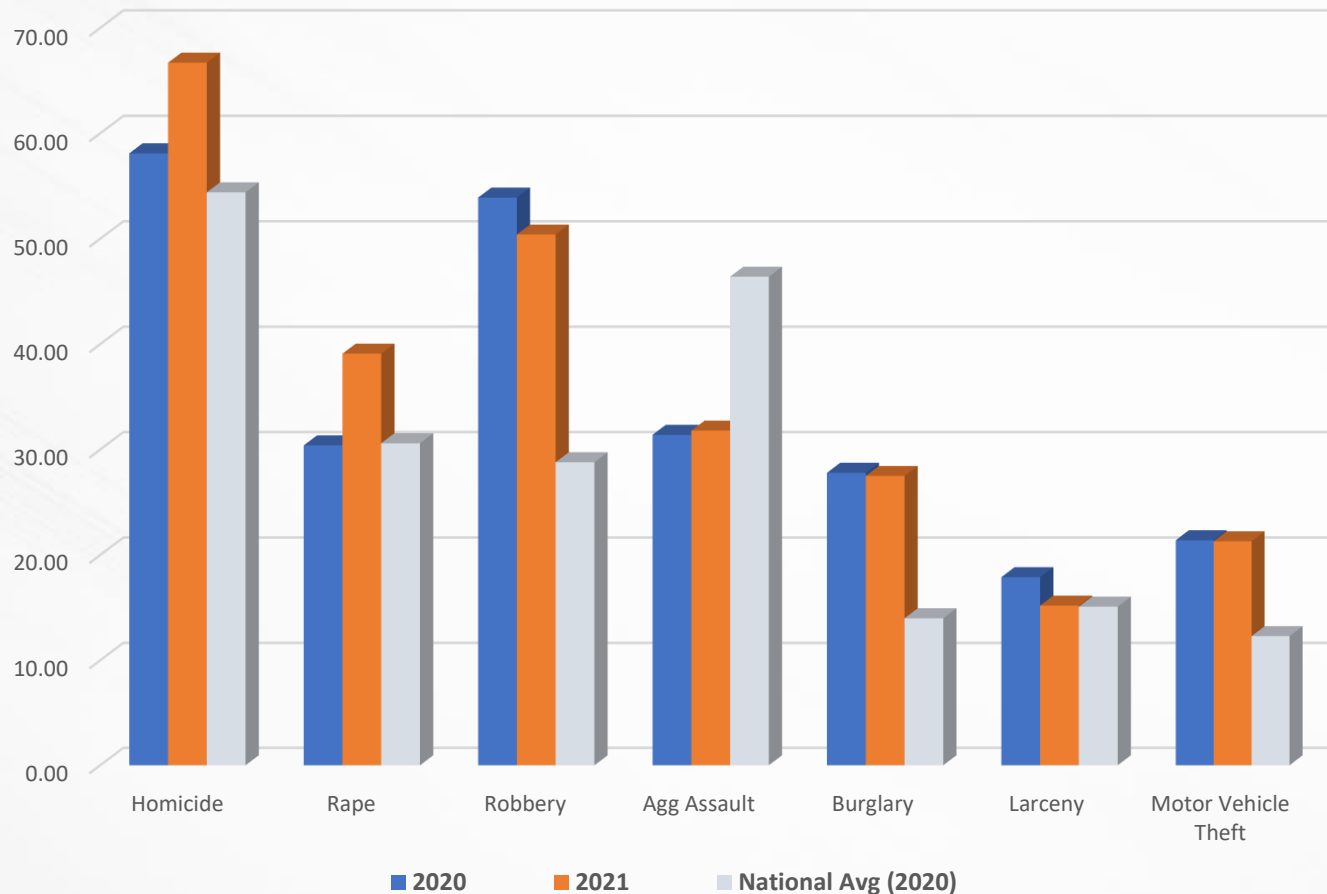
	2021			
	RESIDENTIAL B&E	BUINESS B&E	MV B&E	Total
AMMO	16	0	17	33
HANDGUN	58	2	218	278
RIFLE	27	0	23	50
SHOTGUN	14	1	9	24
Total	115	3	267	385

	2022			
	RESIDENTIAL B&E	BUINESS B&E	MV B&E	Total
AMMO	1	2	7	10
HANDGUN	8	1	67	76
RIFLE	1	3	6	10
SHOTGUN	1	2	0	3
Total	11	8	80	99

*2021 includes entire year

*2022 is January - May

Clearance Rate Comparison



Crime	2020	2021	National Avg. (2020)
Homicide	58.10%	66.7%	54.40%
Rape	30.40%	39.1%	30.60%
Robbery	53.90%	50.4%	28.80%
Agg Assault	31.40%	31.8%	46.40%
Burglary	27.80%	27.5%	14.00%
Larceny	17.90%	15.2%	15.10%
Motor Vehicle Theft	21.40%	21.3%	12.30%

Total Violent Crime 47%
Total Property Crime 21.3%

January – March 2022

Traffic Fatalities & City Traffic Stops

Traffic Fatalities	2021	2022
# of Crashes	4	8
Number Killed	4	8
Circumstances	2021	2022
Pedestrians	1	1
Motorcycles	1	3
Military Involved	0	1
Alcohol/Drugs	2	3
Speeding	3	5
Under 18	2	0

Total Traffic Stops	2021	2022
Warnings	3,090	2,223
Citations	3,061	5,004
Total	6,152	7,227



The Traffic Unit Participates annually in the Governor's Highway Safety Program Campaigns.

January – March 2022

Communications Priority 1 & 2 Response Times

	<u>2021</u>	<u>2022</u>
Total calls received at 911 Call Center	46,496	52,936
Target Response Time (Priority 1 & 2)	7 minutes 20 seconds	
Average Response Time (Priority 1 & 2)	10 mins 44 seconds	
National Average	6-9 Minutes	

Priority 1 or 2 requires immediate dispatch of officers and involves a crime in progress or subject requiring immediate aid.

Priority 3 – 9, may range from complaints of suspicious activity to a request for a desk report. These calls are triaged and dispatched accordingly.

Category	2021	2022
Use of Force	10	14
Internal Investigations	14	14
Citizen Complaints	26	9



Staffing	Budgeted	Actual
Sworn FTE	431	383
Sworn Part Time	10	5
Non-Sworn	180	149
Part Time	10	5
Totals	631	542



Lateral Officer Swearing in February 21st 2022



PAL Shop With a Cop
Dick's Sporting Goods, corporate sponsor
January 31, 2022



January – March 2022

Quarterly Faith Forum February 24th, 2022



ATTEND
IN-PERSON
-OR-
ZOOM



The Fayetteville Police Department Presents:

QUARTERLY FAITH FORUM

*Spotlight: Breaking & Entering
Featuring: Property Crime & Crime
Prevention Units*

February 24, 2022 | 8 AM-12PM
Village Baptist - Reilly Road Campus
555 N. Reilly Road

Join us for
fellowship & engagement!
Register here:

fpd.ticketleap.com/faithforum2022-1/

Breakfast will be provided
Registration required

Village Baptist Reilly Rd Campus


Focus on property crimes with presentation by Detective Westbrook and Crime Prevention Unit.




Citizens Police Academy February 22, 2022






Special Olympics Polar Plunge Fundraiser February 25, 2022



**ONE**

FAYETTEVILLE POLICE DEPARTMENT



**FAITH IN SERVICE
PRIDE IN COMMITMENT
DEDICATION TO EXCELLENCE**

VISION STATEMENT

To serve as a premier law enforcement agency that is invested in the growth and safety of our community through innovation and a balanced approach to Law Enforcement. We will pursue and engage the best trained, equipped, and committed professionals who demonstrate the highest standards of performance and best policing practices in partnership with the community.

MISSION STATEMENT

The Fayetteville Police Department is dedicated to improving the quality of life by creating a safe and secure environment for the citizens we serve. We will always act with integrity to reduce crime, create partnerships, and build trust while treating everyone with respect, compassion and fairness.

ONE AGENCY.
ONE COMMUNITY.
ONE FAMILY.

ONE.

FAYPD.COM

Questions



FayettevilleNC.gov