



Fayetteville Police Department

*January – September 2023
Review*



- Crime Statistics
- Crime Trend Analysis
- Crime Fighting Strategies
- Community Engagement



Person Crimes

2,902

2022 % Change Trend
3,139 -8% ▼

Property Crimes

8,130

2022 % Change Trend
9,273 -12% ▼

Felony Arrest

1,703

2022 % Change Trend
1,359 +25% ▲

Misd Arrest

3,226

2022 % Change Trend
2,481 +30% ▲

Total Crime is **Down** by nearly 11% ▼ 1,380 Fewer

Total arrests are **UP** by nearly 28% ▲ 1,089 More

59%



Traffic Stops

A total of 34,979 traffic stops conducted.

Speeding, Careless and Reckless vehicle operations have been a consistent complaint within the community and from Council.

62%



Crimes Against Society

Crimes Against Society encompass crimes such as weapon and drug violations or any other violation of law which the State of North Carolina is the victim. Greatest tool to fight violent crime.

28%



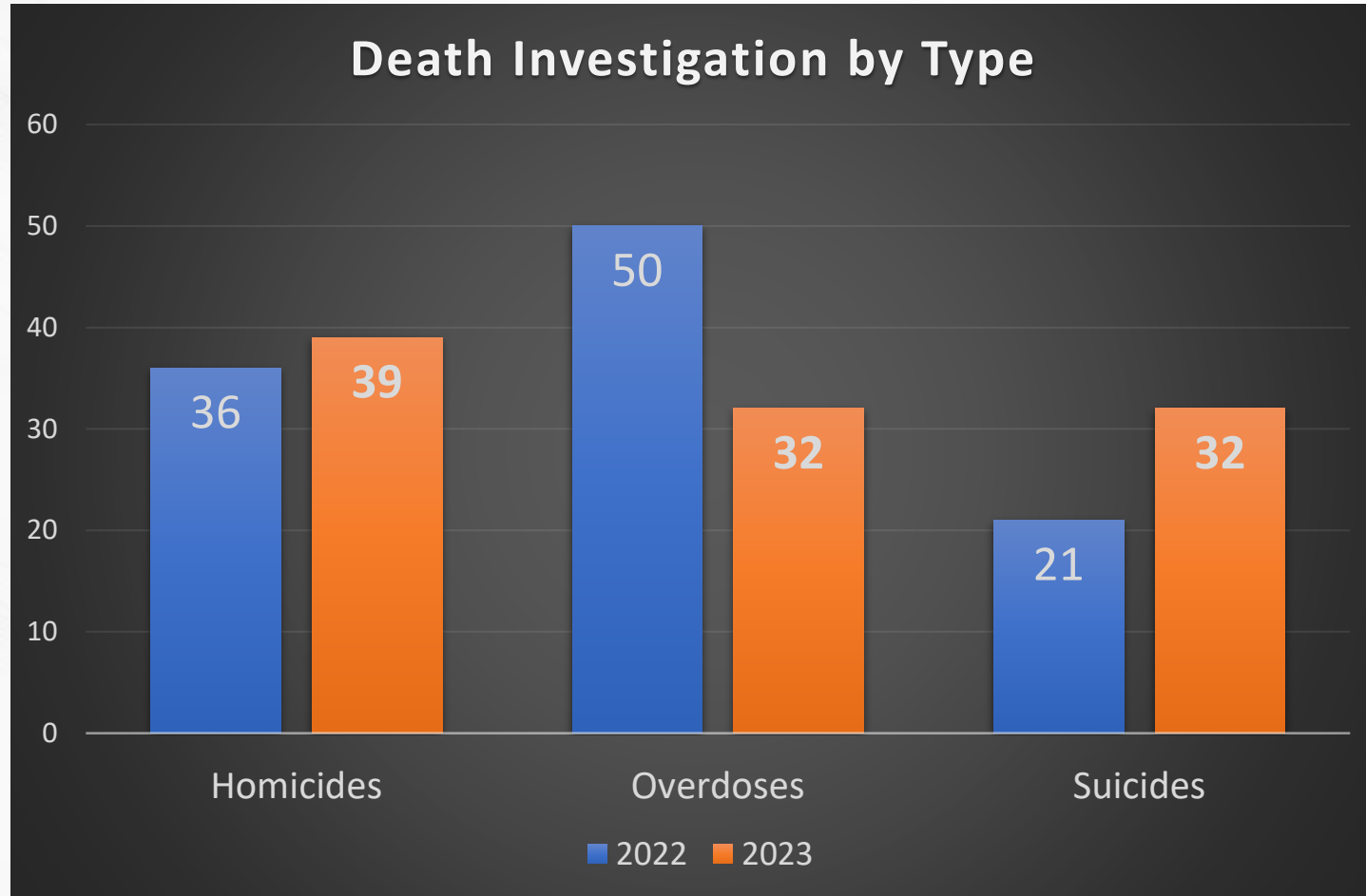
Criminal Apprehensions


Criminal apprehensions indicate that crime is being detected, violators are being identified and held accountable. Increased arrests are an indicator of positive impact on clearance rates or solvability of crime.

January –September 2023


NIBRS Group A Crimes Against Persons

Part 1 Crimes	2022	2023	Percent Change
Homicide	33 incidents 36 victims	37 incidents 39 victims	+12.12%
Rape	57	60	+5.26%
Aggravated Assault	889	798	-10.23%
All Other Person Crimes	2,160	2,007	-7.08%
Total Person Offenses	3,139	2,902	-7.55%

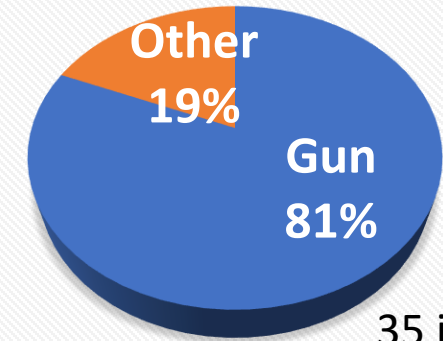


 +8.3%

 -36%

 +52.4%

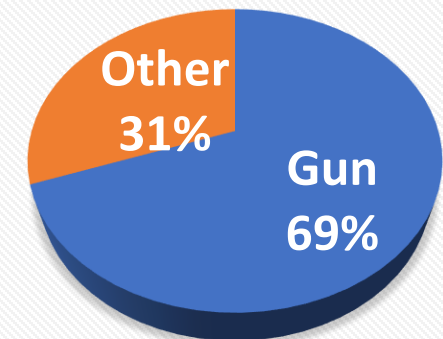
Homicide



35 incidents
firearms used

■ Gun ■ Other

Suicide



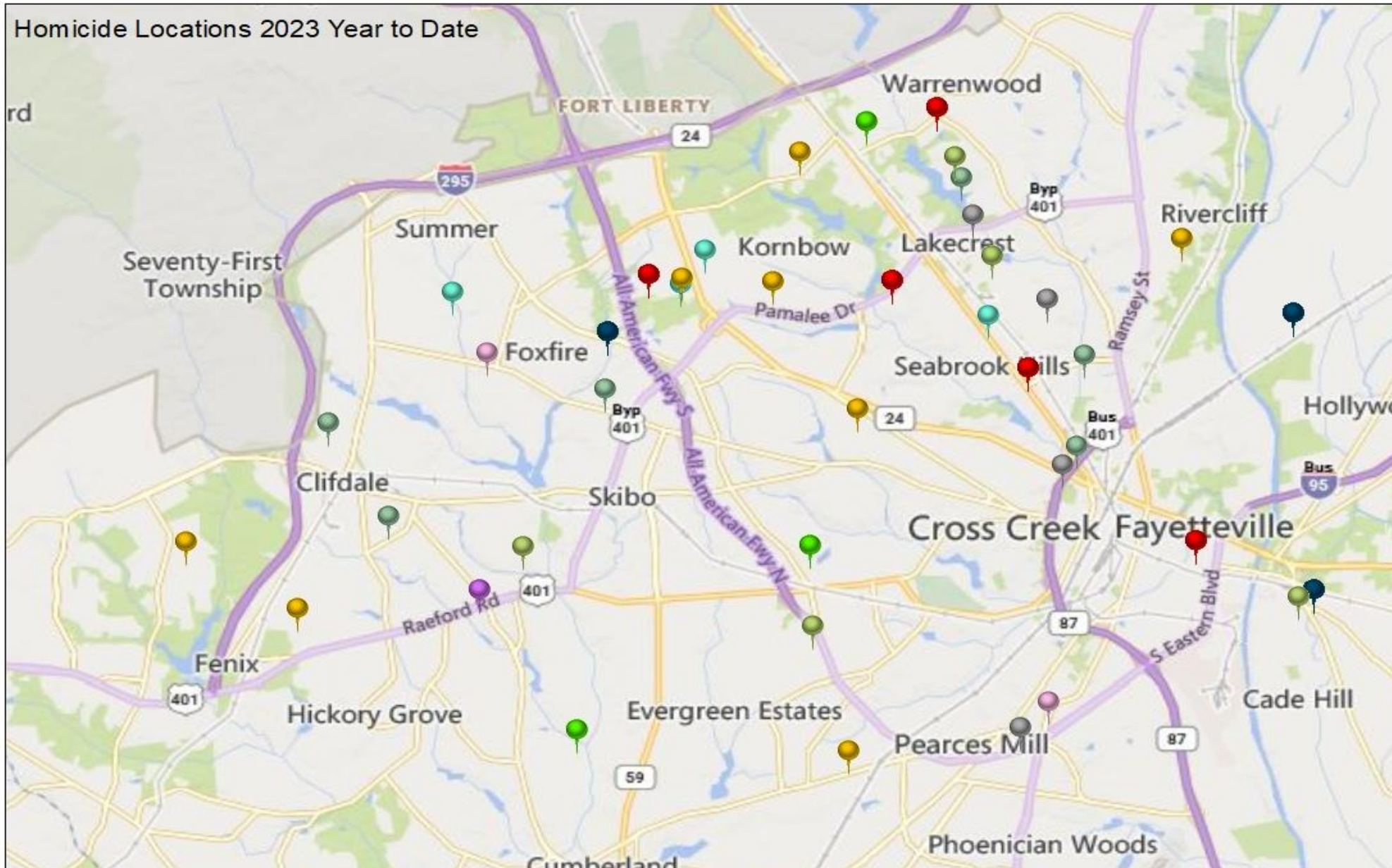
25 Firearms used

■ Gun ■ Other

January –September 2023

2023 Homicide Map

Homicide Locations 2023 Year to Date



Legend

Homicides_2023

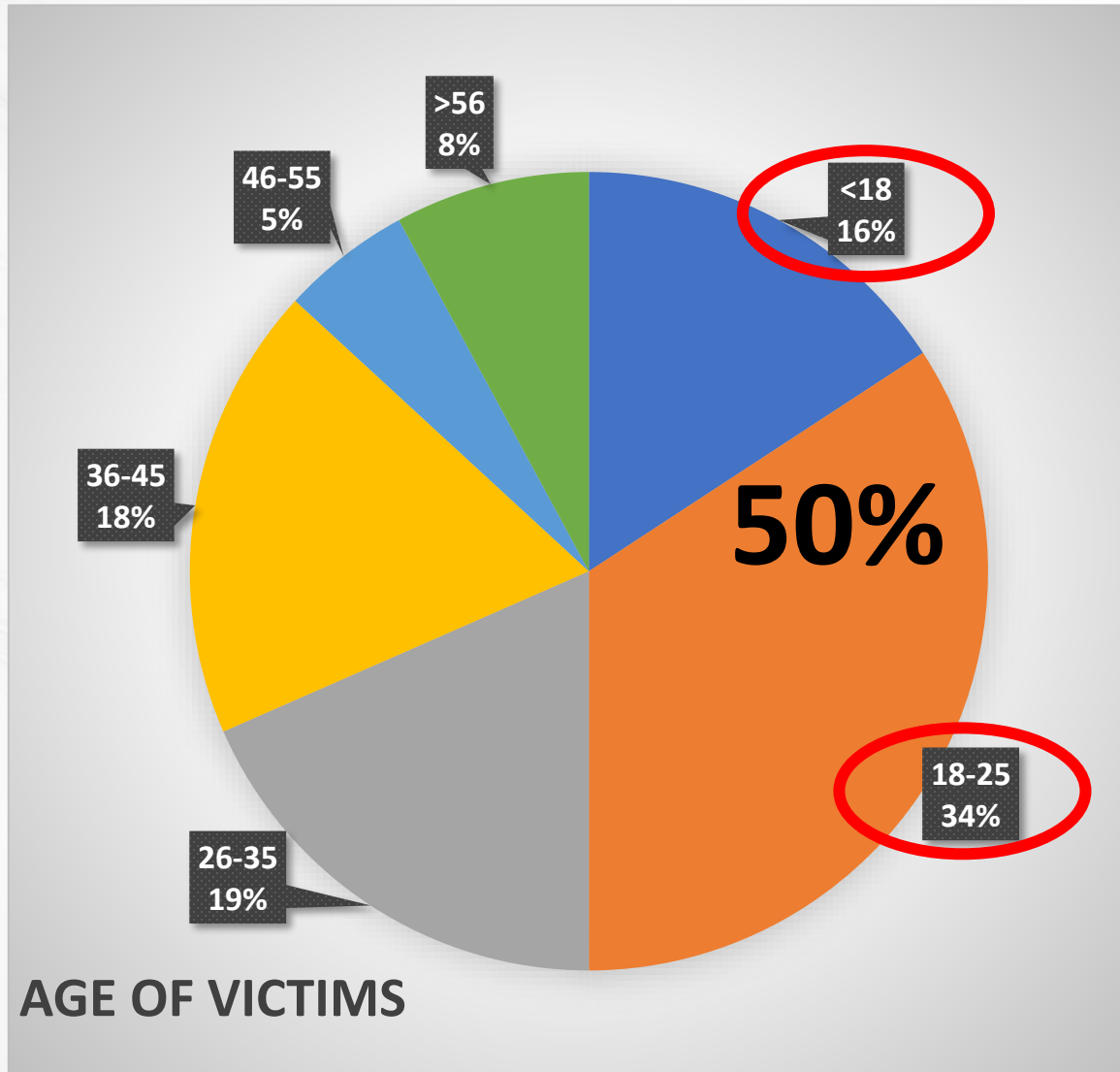
Month

-  Jan
-  FEB
-  Mar
-  Apr
-  May
-  Jun
-  Jul
-  Aug
-  Sept
-  Oct



January – September 2023

Homicide Analysis - Victims

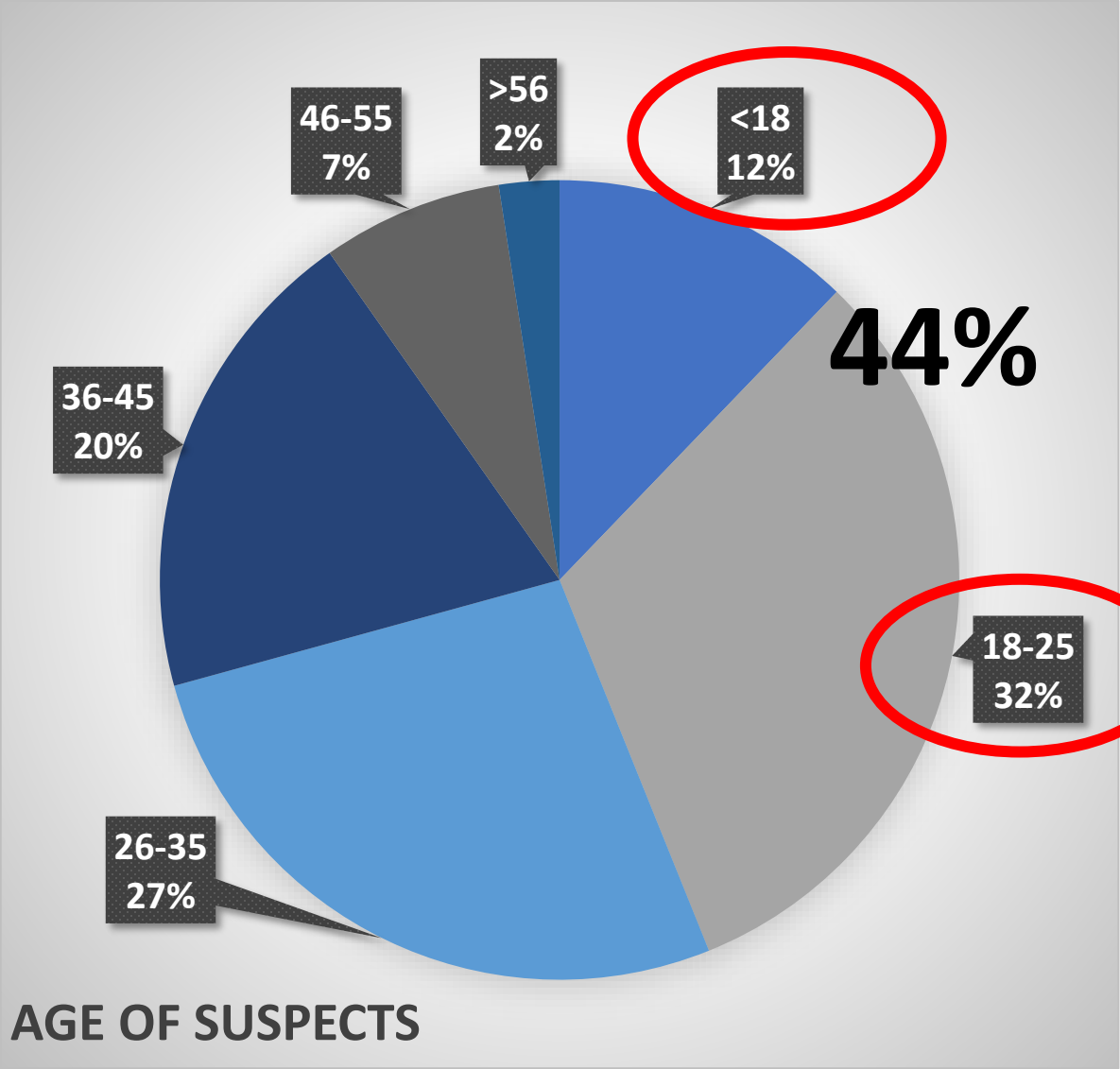


Race/Gender	Number	Percentage
Black Males	23	58.97%
White males	3	7.69%
Black Females	6	15.38%
White Females	4	10.25%
Indian Male	2	5.12%
Other Female	1	2.56%



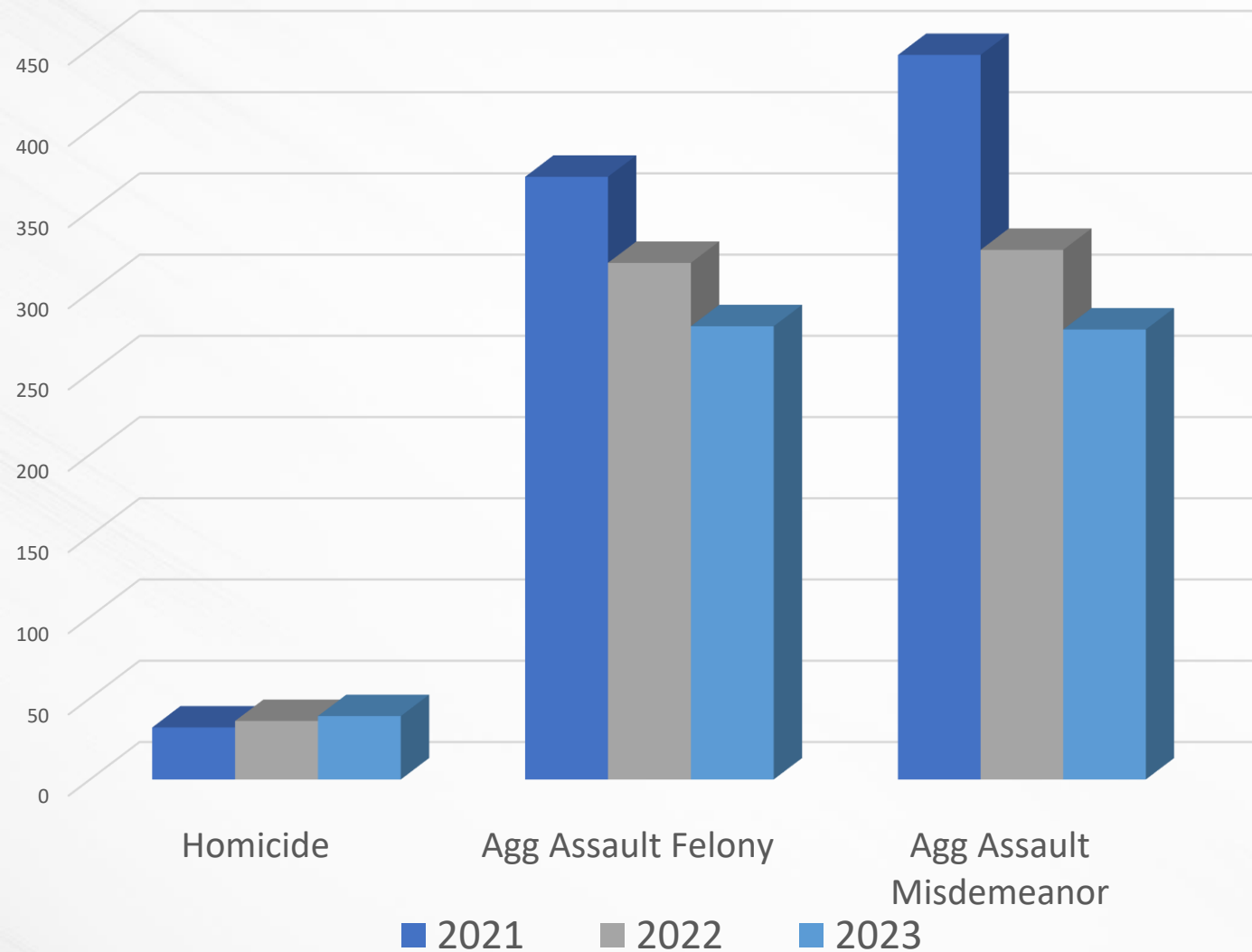
January – September 2023

Homicide Analysis - Suspects



Race/Gender	Number	Percentage
Black Males	30	66.66%
White males	6	13.33%
Black Females	4	8.88%
White Females	1	2.22%
Indian Male	1	2.22%
Other Female	1	2.22%
Unsolved	2	4.44%

Aggravated Assault & Homicide



Crime	2021		2022		2023
Homicide	32		36		39
Agg Assault Felony	371		318		279
Agg Assault Misdemeanor	446		326		277

January –September 2023

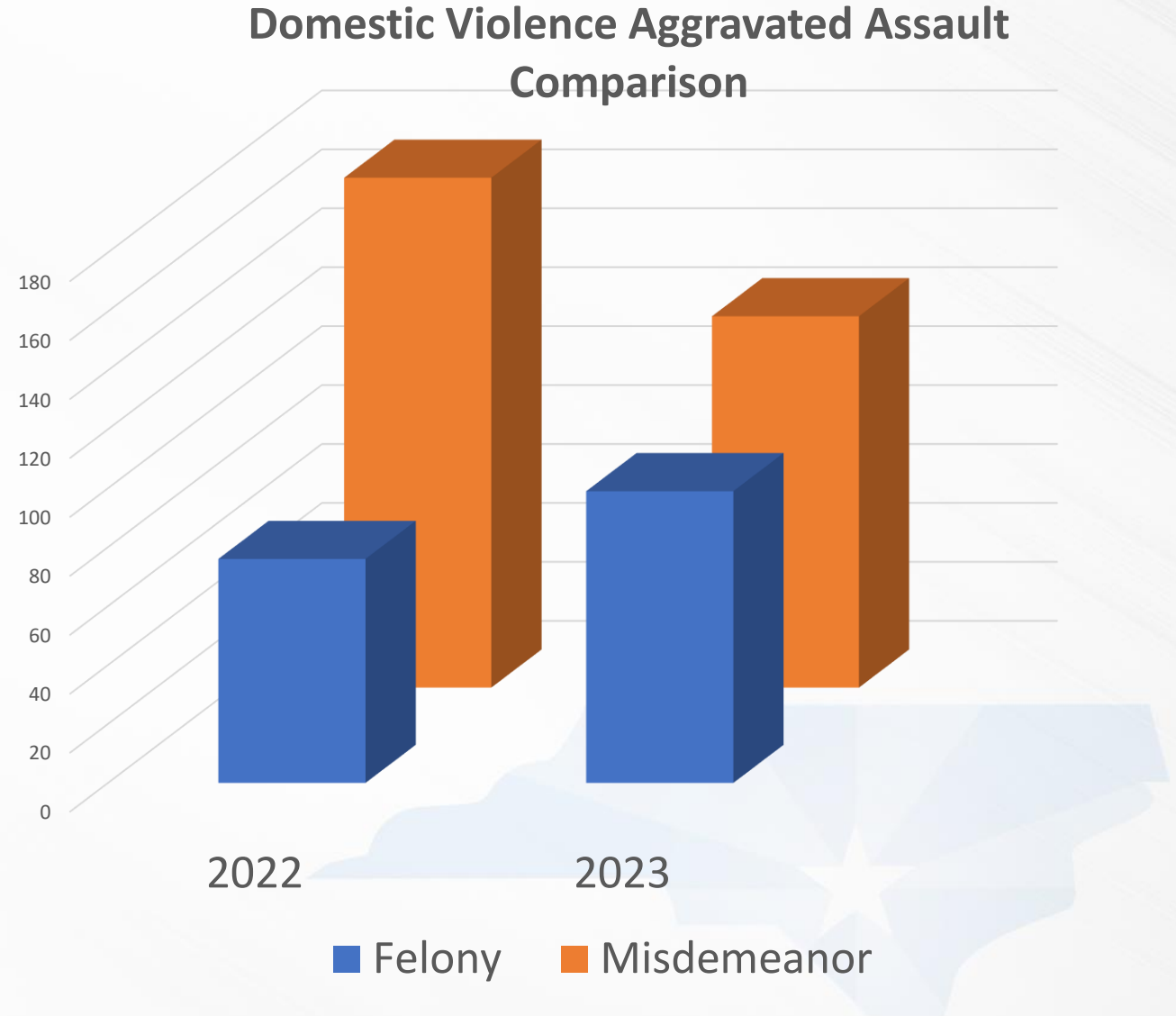
Violent Crime and Clearance Rates

Agg Assaults	2022	2023	Percent Change
Misd.	337	277	-17.80
Felony	320	279	-12.81
Total	657	556	-15.37

Crime	FPD Clearance	National Average
Homicide	95%	52.30%
Felony Agg Business Robbery	65%	41.40%
Individual Robbery	44%	23.20%
Shooting Into Occupied	37%	41.40%

Domestic Aggravated Assaults

Domestic Violence Agg Assaults	2022	2023	Percent Change
Misdemeanor	173	152	-12.13
Felony	76	99	+30.26
Total	249	251	+0.08





Domestic Violence Referral Report

Reviewing the first 6 months of DV referral calls from Fayetteville Police Department



1072 TOTAL REFERRALS BETWEEN MARCH AND AUGUST 2023

Advocates have made contact with 476 of these victims.

Wrong numbers, busy lines, and voicemails account for the 596 that we were unable to reach.



What do these conversations look like?

An advocate will begin by explaining the services available for victims of domestic violence. We often hear "thank you for calling, but I do not need anything at this time." We assure them that we will be here if anything changes or if they need us in the future.

101 Victims Receiving Services



27 have filed for a Domestic Violence Protective Order with an advocate

Other services include courtroom advocacy, safety planning, support groups, legal aid referrals, counseling referrals, address confidentiality, victims compensation, and other local resources.

Knowledge is Power

We know that not everyone that we speak to will seek services or decide to leave their abuser. Our goal is to empower victims by letting them know that help is available and accessible.

Revictimization

71

People were victimized on more than one date between March and August.

Unreached Referrals

196 Bad/Wrong Numbers
173 Unreturned Voicemails
131 No VM or Busy Lines
52 No Phone Numbers
44 Juveniles / Others

- Southeastern NC Violent Crime Task Force
- Upcoming Violent Crime Regional Training Conference to be held in Fayetteville NC
- Seabrook Safe Space to Play (PAL)
- Faith in Action Initiative
- EKG back into schools
- Violent Criminal Apprehension Program (VICAP)
- SARA Projects at the Squad Level
- Domestic Violence Response
 - Training & Follow ups
- Night Shift Detectives
- Repeat Offender Program (In Progress)
- Emphasis on Drug Related Violence
 - Home invasions and drug robberies
- Stop The Bleeding Workshop collaboration with CFVMC and Proove Project
- Temporary Gun Violence Task Force (internal)

Juvenile Crime January – Sept. 2023

Juvenile Data	2023
Custody Order	64
Field Contacts	302
Incident Reports	947
Total Incident Charges	1,278 (271 were Runaways)
Total Juveniles	713

Adolescence Depressed Troubled Justice Antisocial Disrespectful Crime Youth **JUVENILE** Teenager Misdemeanor Guilty **DELINQUENCY** courts laws Behavior Zero Tolerance Aggressive Arrest Legal System Punishment Police Minors Non-Violent Therapy Attitude School Detention Centers Offense Criminal Society remorse Jail

ONLY 17 and UNDER: NO 18yr old included this time:
 Snapshot of Charges for Juveniles 1st to 3rd QTR- These are not all encompassing –small sample

1 st to 3 rd QTR	Total
Attempt Murder/Murder	7
Weapons	33
Assaults	64
Drugs	56
B&E	30
Robbery	6
Larceny	50
Warrant for Arrest	20
Shoplifting	23
MV Theft	18
RDO	17

Property Crimes

Group A Crimes	2022	2023	Percent Change
Burglary	917	910	-0.76%
Larceny	4,202	3,639	-13.39%
Motor Vehicle Theft	417	531	+27.33%
Robbery	178	201	+12.92%
All Other Property Crimes	3,559	2,850	-19.92%
Property Crimes Total	9,273	8,131	-12.31%

July – September 2023

Community Collaboration for Motor Vehicles

KIA & HYUNDAI RECALL ALERT

Due to the recent thefts of Kia and Hyundai models, these brands are issuing recalls to update anti-theft software.

Saturday, September 2
Manna Church
5117 Cliffdale Rd.

10 a.m. - 2 p.m.



Scan the QR Code for more
information on these system
updates



.....

SPECIAL EVENT

SOFTWARE UPDATE

Saturday, September 2

10 a.m. - 2 p.m.



Manna Church


5117 Cliffdale Road

**2011-2022 KIA & HYUNDAI
TRADITIONAL IGNITION MODELS**



3rd Quarter Totals July, August & September 2023

License Plate Reader (LPR) Technology



•July

- 27 Misdemeanor Arrests
- 57 Felony Arrests
- 8 Stolen Vehicle Recovered
- 2 Vehicles Seized
- 4 Firearms Seized (1 stolen)
- 18.4 g Marijuana
- 3 g psilocybin

•August

- 27 Misdemeanor Arrests
- 50 Felony Arrests
- 3 Stolen Vehicles Recovered
- 10 Vehicles Seized
- 1 Missing Person Located
- 9 Firearms seized
- 289.2 g Marijuana
- 16 DU MDMA

•September

- 30 Misdemeanor Arrests
- 59 Felony Arrests
- 15 Stolen Vehicles
- 3 Vehicles Seized
- 3 Firearms
- 16.5 grams Marijuana
- 37 g Fentanyl
- 18 DU MDMA
- 7.7 g Cocaine
- 3 g Methamphetamine

Rekor Key Performance Indicator 3rd Quarter Totals

- 84 Misdemeanor arrests
- 166 Felony arrests
- 26 Stolen vehicles recovered
- 15 Vehicle seizures (evidentiary | flee to elude)
- 1 Missing person found
- 16 Firearms seized
- 324.1 grams of Marijuana
- 37 grams of Fentanyl
- 34 dosage units of MDMA
- 7.7 grams of Cocaine
- 3 grams of Methamphetamine
- 3 grams of Psilocybin

The Opioid Epidemic...

Fayetteville NC 3rd Quarter Seizures

Drug	2022	2023
Cocaine	33,094 grams	▲ 49,897 grams
Meth	29,477 grams	▲ 42,050 grams
Fentanyl	3,616 grams	▲ 41,370 grams
Firearms Seized	*1,105 (actual 754)	▲ 874 15%

*September 2022 Gun Buy Back resulted in 351 weapons surrendered.



Impact of Federal & State Task Force Officers



TFO Activity

11 individuals federally sentenced

27 individuals federally indicted and pending adjudication

\$33,276 seized associated with criminal activity

27 firearms seized and taken off the street.

Continue to work with US Attorney Michael Easley Jr. and his Office with Violent Crime Action Plan (ViCAP) under Project Safe Neighborhood.

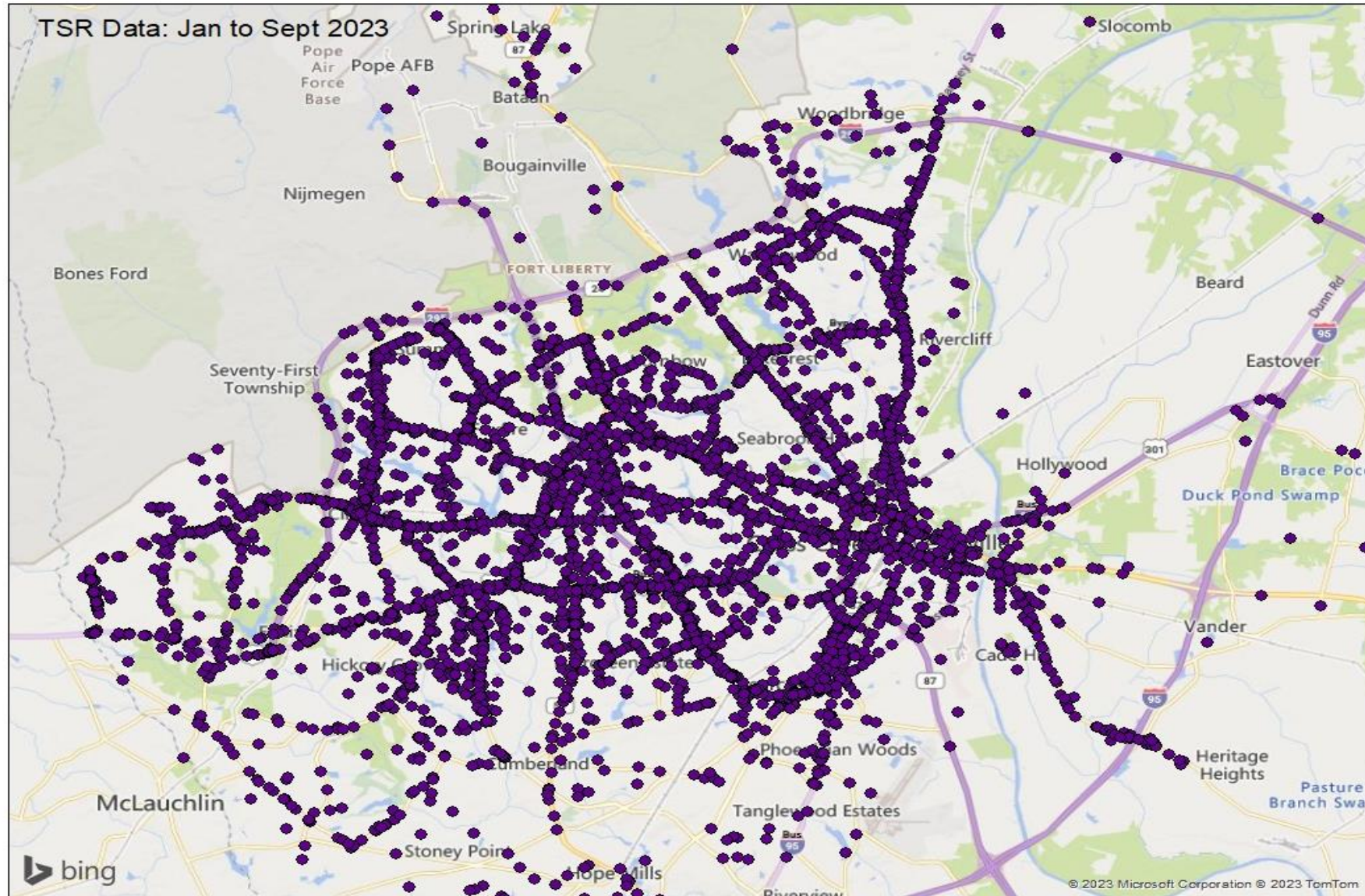
January – September 2023

Traffic Fatalities

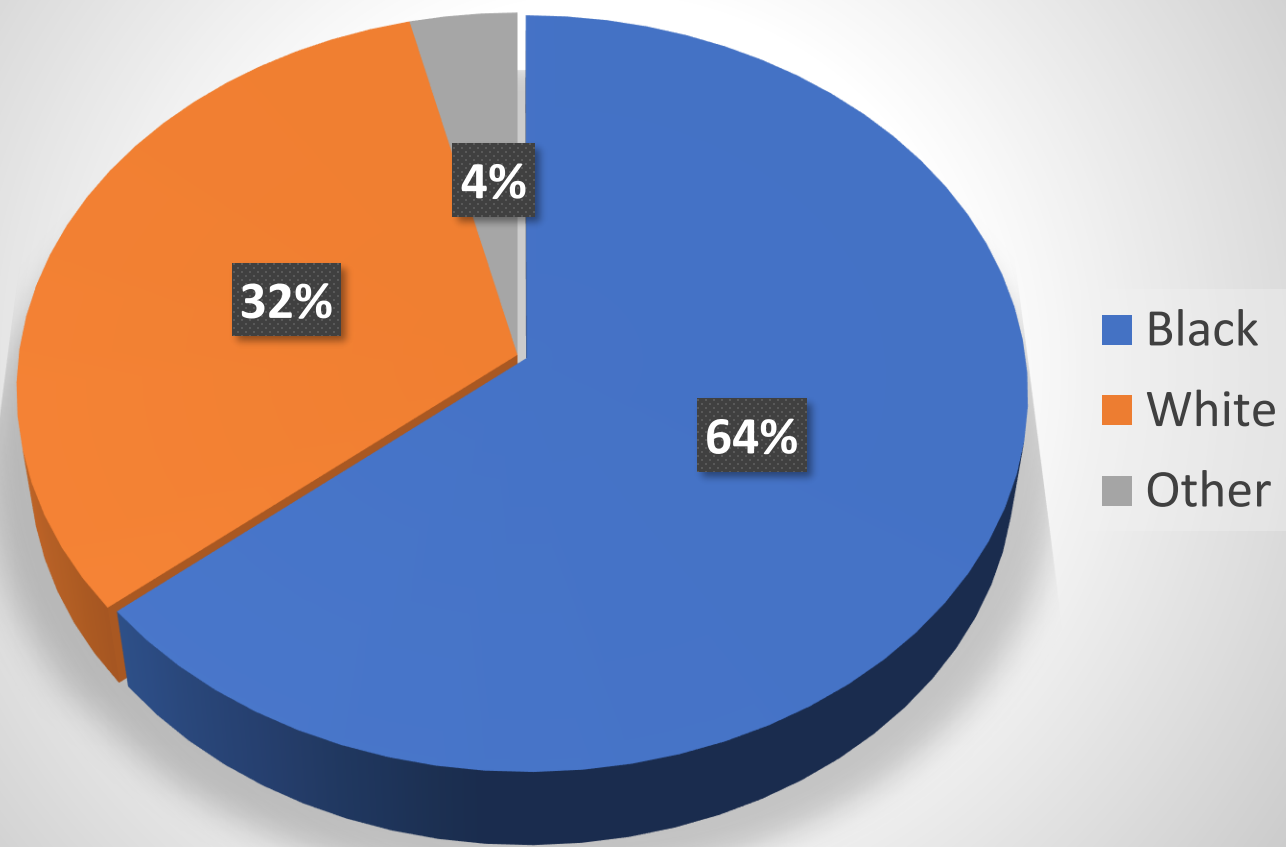
Traffic Fatalities	2022	2023
# of Crashes	23	17
Number Killed	23	21
Circumstances	2022	2023
Pedestrians	4	5
Motorcycles	8	6
Military Involved	2	2
Alcohol/Drugs	4	0
Speeding	9	8
Under 18	1	0



The Traffic Unit
Participates annually in
the Governor's Highway
Safety Program
Campaigns.



Total Traffic Stops: 34,979



TSR Data	# Stops
Black Driver	22,557
White Driver	11,237
Other Driver	1,353

* difference of 168 reflects multiple citations from a single stop or incident.

Category	2022	2023
Use of Force	44	61
Internal Dept. Investigations	42	54
Citizen Complaints	35	36
Compliments	16	29



Type of Force	B/M	W/M	B/F	W/F	H/F	PI/F	OTHER*
Taser	11	4	2	1	0	0	0
Taser plus another force	0	0	0	0	0	0	0
Hands	9	3	2	0	1	1	0
Pointing of Weapon	11	0	0	0	0	0	1
Firearm Discharge	0	1	1	0	0	0	2
O/C Pepper-spray	1	0	1	0	0	0	0
Baton	1	0	0	0	0	0	0
Pointing of Weapon plus Taser	2	1	0	0	0	0	1
K-9 Bite	4	0	0	0	0	0	0
Total Force Used	39	9	6	1	1	1	4

4,929 felony and misdemeanor arrests made by officers January – September.

61 incidents resulted in a use of force.

Force utilized in 1.24% of arrests made.

FPD investigates every use of force incident.

Body worn cameras are reviewed for each incident of use of force.

Analytical software provides alerts and warnings based on use of force incidents.

All use of force investigations are reviewed through the chain of command to the Chief of Police.

January – September 2023

Homelessness / Mental Health Responses



Homelessness Contacts	January to September
Salvation Army Transports	167
Front Lobby Assists	176
Total Homeless 911 Calls	2,960
Direct Calls to Homeless Coordinator	745

Mental Health Contacts	January to September
Front Lobby / Field Contacts	281
Callouts	68
Direct Calls to Mental Health Community Liaison	707
Calls/Referrals to Local Mental Health Resources	565
Total Mental Health Calls for Service	1,917

January – September 2023

Staffing

Staffing	Budgeted	Actual	Vacant
Sworn FTE	431	371	60
Sworn Part Time	10	10	0
Non-Sworn	175	152	23
Non-Sworn Part Time	13	4	9
Totals	629	537	92



Dashboard for Employee Retention




Historical and 3rd Quarter 2023 Data Sets

Employee Turnover Rate



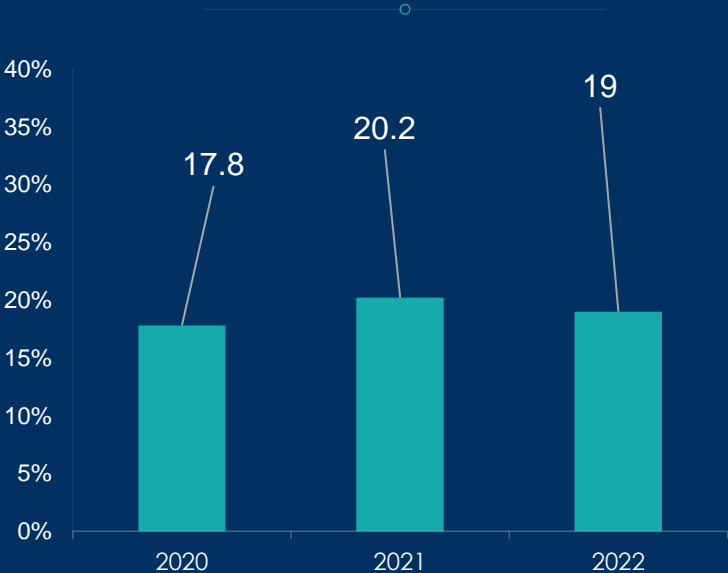

Sworn Turnover
Rate - 2022
6.1%


Represents Total
Sworn Separated
2022
57

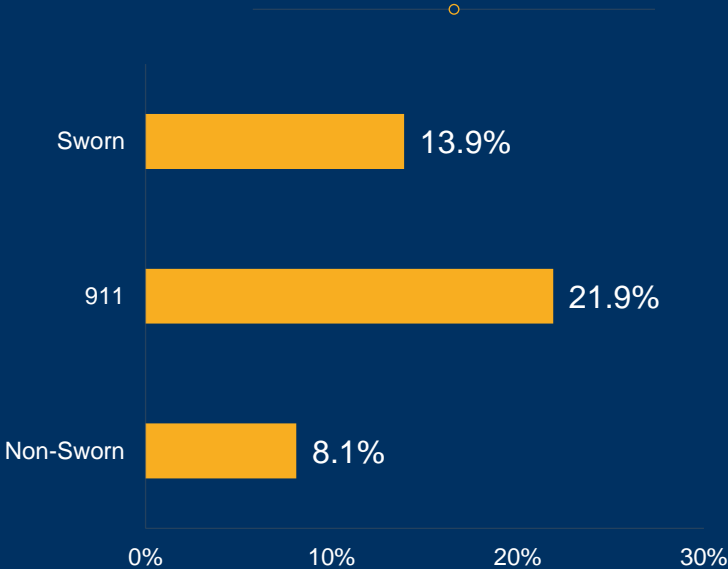

Sworn Turnover
Rate – Jan-Sept 2023
13.9%


Represents Total
Sworn Separated
Jan-Sept 2023
53

Turnover Rate Annually / Total Staff



Vacancy Rate for January 1 to September 30



Sworn Retirements per Year



Turnover Rate formula: Percentage of allocation maintained subtracted from 100% calculates loss/turnover rate



Crime Prevention	Totals
Traditional Community Watch Groups	172
Virtual Community Watch Groups	31
HOA Groups	12
Business Watch Groups	18
Neighbors/Nextdoor Notifications	801
Community Events / Comm. Watch Attended	359
Security Safety Briefings	21



Faith in Action...

Reaching out to
the Community

- A collaborative response to locations in the City where overdose deaths are high.
- Faith Based Addiction Counselors, Peer Support Counselors, Grief Counselors, FPD Chaplains and Community Partners meet in the affected areas and offer services to the community.
- Goal: Educate, provide necessary services and counselling to affected areas in our community to decrease the use of illicit drugs and prevent overdose deaths.

Faith In Action Events Summary

<u>Location</u>	<u>Date</u>	<u>Contacts.</u>	<u>Narcans</u>	<u>Salvations</u>
Eutaw / Sigman	9/7	31	0	1
Eutaw / Sigman	9/21	50	0	0
Eutaw / Sigman	10/5	100	62	3
Eutaw / Sigman	10/19	100	44	2

******We have 26 churches/organizations who have supplied at least one volunteer to our first events.***



July – September 2023

PAL Summer Camp



FAYETTEVILLE
PARKS & RECREATION
CUMBERLAND CO.
"BE KIDS, BE ACTIVE"
PRESENTS
FAYETTEVILLE'S PLAY SAFE SPACE

AGES 11-18 (MALES & FEMALES)
** LIMITED SPACES **

STARTING FRIDAYS: TBA

TIME: 7:30PM - 10:00PM

**ENJOY
FREE
GAMES
FOOD
MUSIC!**

**WITH POSITIVE ROLE MODELS,
LAW ENFORCEMENT &
COMMUNITY LEADERS**

 FAYETTEVILLE POLICE ACTIVITY LEAGUE
 FPD_POLICE ACTIVITY LEAGUE


FOR MORE INFORMATION | REGISTER WITH QR CODE
CONTACT (910) 433-1485 OR (910) 644-6059
FAYETTEVILLENC PAL@GMAIL.COM



SMITH RECREATION CENTER
1520 SLATER AVE. FAYETTEVILLE, NC 28301

National Night Out Is Tuesday, August 1st!

NNO promotes police-community partnerships and neighborhood camaraderie.



Register your neighborhood online with the link above or a Crime Prevention Specialist:
(910) 433-1033
(910) 433-1034
(910) 433-1134



The deadline to register your neighborhood is July 26th!





3RD ANNUAL
'ALL AMERICAN CUP
YOUTH AMATEUR BOXING

SEABROOK PARK

1520 SLATER AVE FAYETTEVILLE, NC 28301

September 23rd, 2023

START TIME 3:00 to 7:00pm

VENDORS LIVE MUSIC FOOD

For more information contact (910) 391-0935

FREE COMMUNITY EVENT

BROUGHT TO YOU BY:



July – September 2023


Community Engagement




COFFEE WITH A COP


Cumberland County Parks & Recreation
Senior Center






FAYETTEVILLE POLICE DEPARTMENT





**FAITH IN SERVICE
PRIDE IN COMMITMENT
DEDICATION TO EXCELLENCE**



VISION STATEMENT

To serve as a premier law enforcement agency that is invested in the growth and safety of our community through innovation and a balanced approach to Law Enforcement. We will pursue and engage the best trained, equipped, and committed professionals who demonstrate the highest standards of performance and best policing practices in partnership with the community.

MISSION STATEMENT

The Fayetteville Police Department is dedicated to improving the quality of life by creating a safe and secure environment for the citizens we serve. We will always act with integrity to reduce crime, create partnerships, and build trust while treating everyone with respect, compassion and fairness.

ONE AGENCY.
ONE COMMUNITY.
ONE FAMILY.

ONE.

FAYPD.COM

Questions



FayettevilleNC.gov