



Fayetteville Police Department

*January – March 2023
Review*



- Crime Statistics
- Crime Trend Analysis
- Crime Fighting Strategies
- Community Engagement



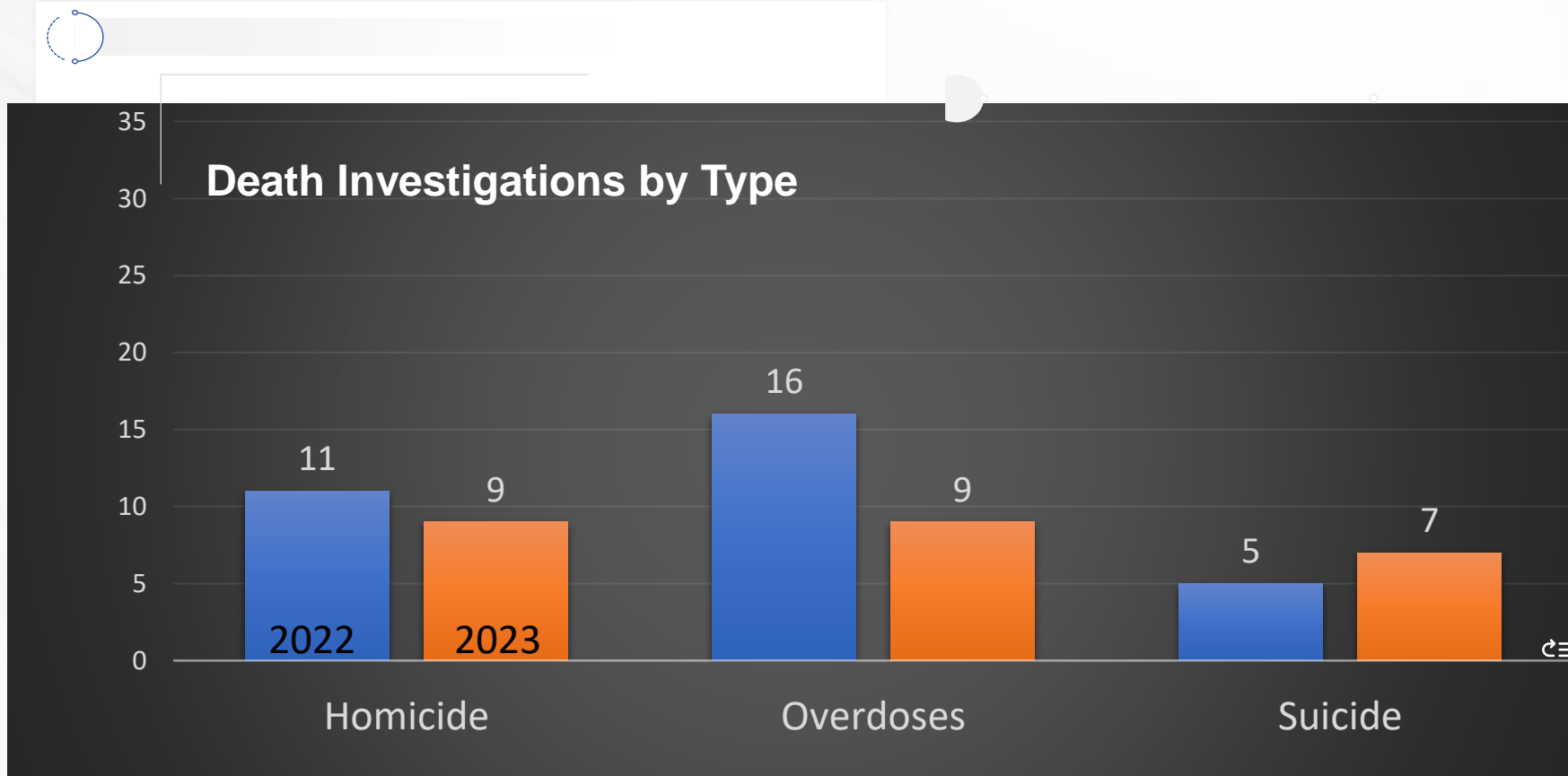
Person Crimes	Property Crimes	Felony Arrest	Misd Arrest
932	2,582	558	1,078
2022 % Change Trend	2022 % Change Trend	2022 % Change Trend	2022 % Change Trend
961 -3% ▼	2,842 -9% ▼	403 +39% ▲	787 +37% ▲

Total Crime is **Down** by nearly 8 %



Total arrests are **UP** by nearly 38%





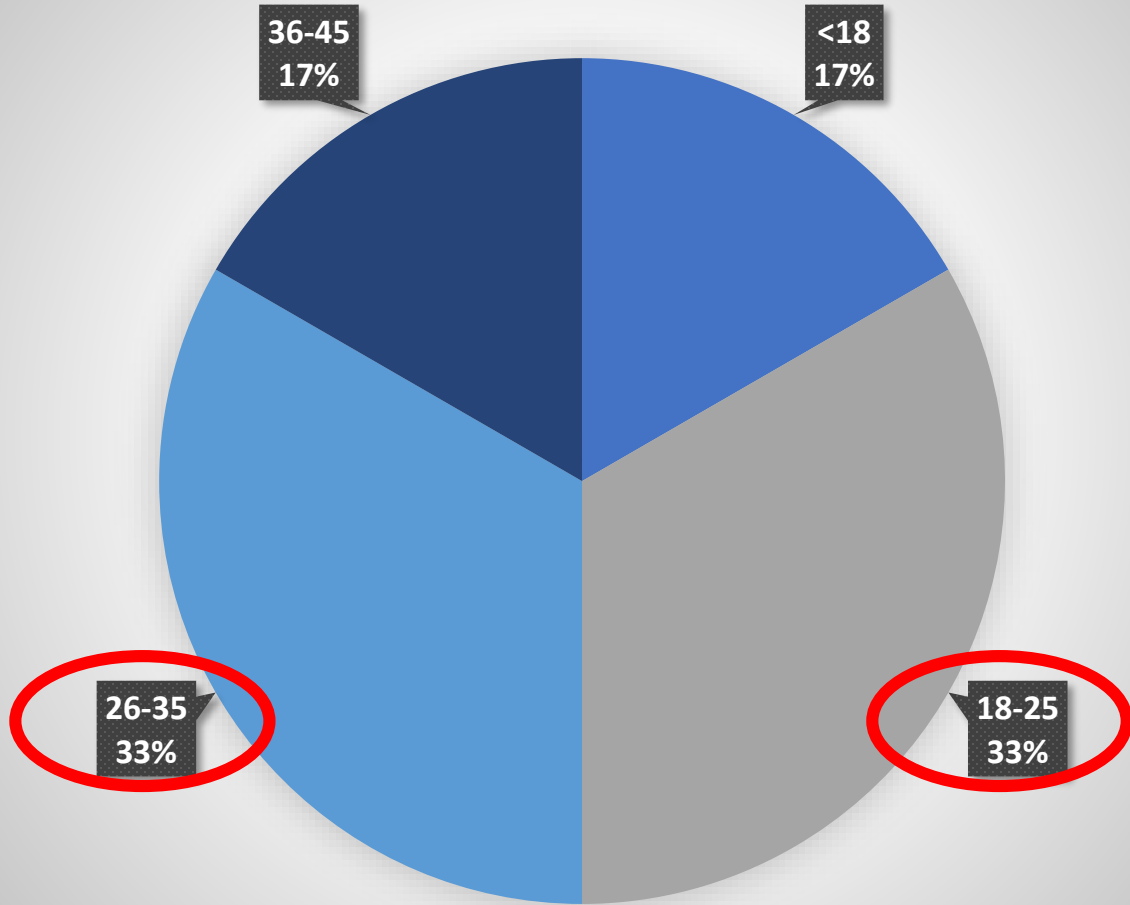
▼ -18%

▼ -44%

▲ +40%



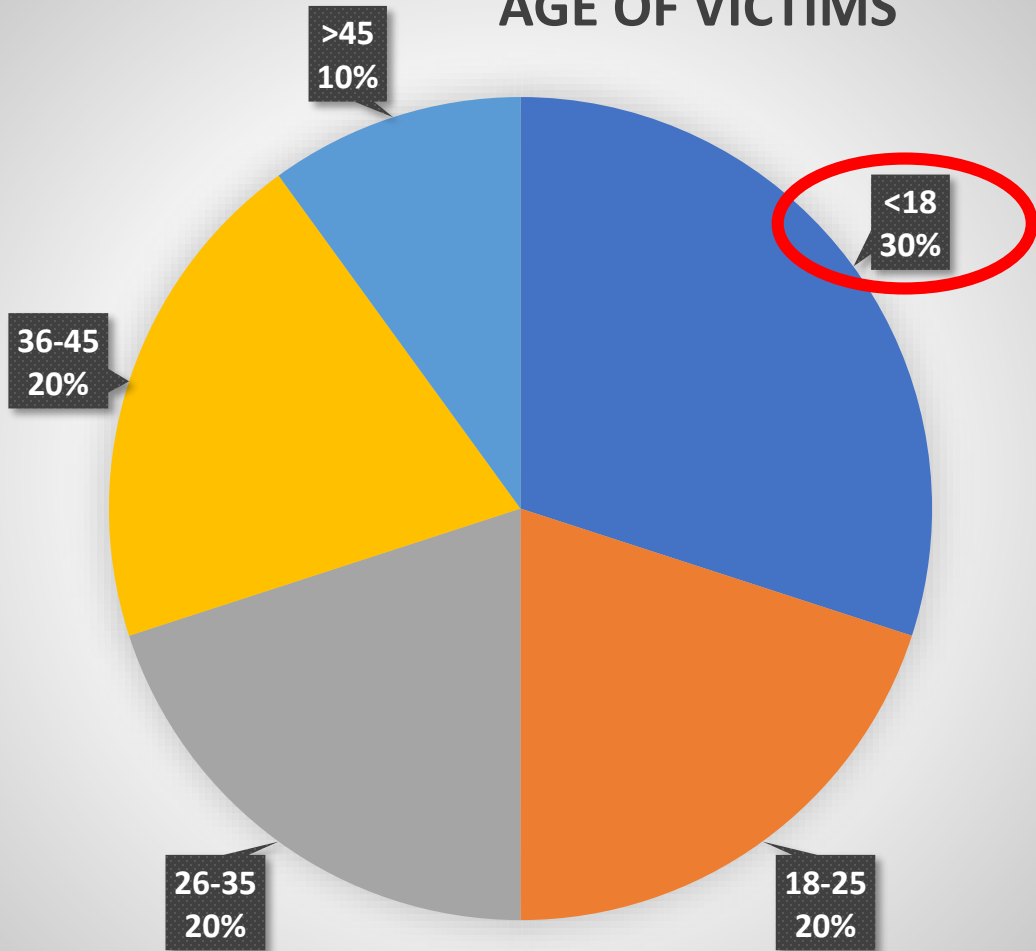
AGE OF SUSPECTS



Suspects	Race / Gender	#
	Black Male	2
	White Male	1
	Black Female	2
	Unsolved	2



AGE OF VICTIMS



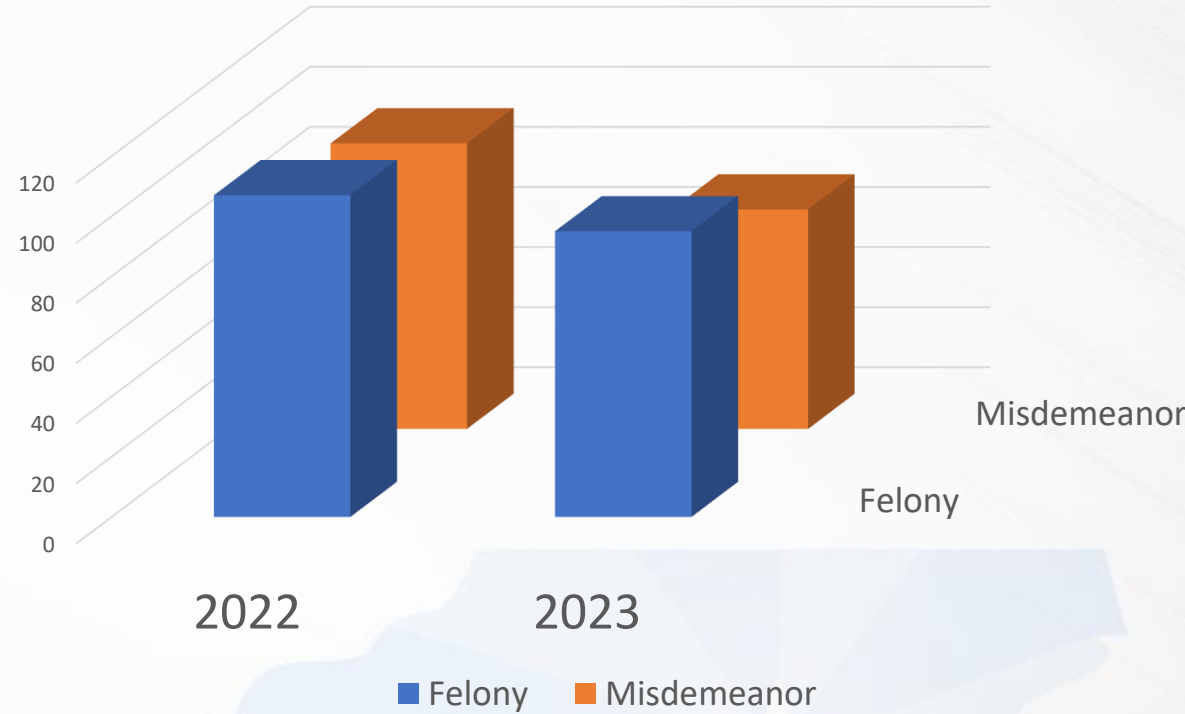
Victims	Race / Gender	#
	Black Males	7
	White Males	1
	Black Females	1



Aggravated Assault

Agg Assaults	2022	2023	Percent Change
Misdemeanor	107	95	-11.21%
Felony	95	73	-23.15%
Total	202	168	-16.83%

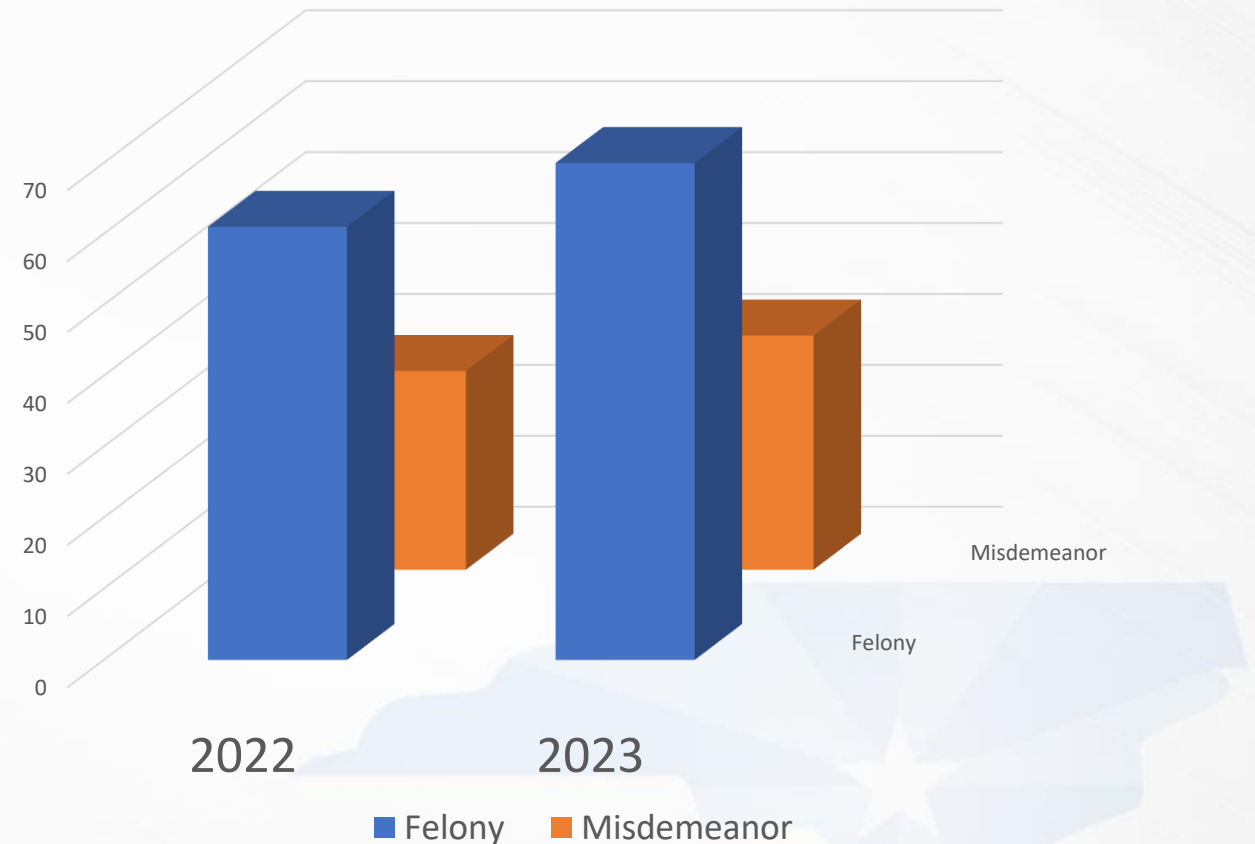
Aggravated Assault Comparison



Domestic Aggravated Assaults

Domestic Agg. Assaults	2022	2023	Percent Change
Misdemeanor	61	70	+14.75%
Felony	28	33	+17.85%
Total	89	103	+15.73%

Domestic Violence Aggravated Assault Comparison



In 2022 about 1/4 of the Homicides on record were domestic related.

Response:

Re-training of all patrol officers in Domestic Violence Response in January 2023.

Creation of resources brochure and QR code that directly links victims to services, community partners and non-profit organizations that deal with domestic violence issues

The FPD will seek to fill the vacant Domestic Violence Detective vacancies upon release of the next academy class.

2021 Domestic Violence Homicides have not been traditional partner based incidents of violence. There have been at least three incidents of child abuse that have led to death of the child and one incident where a juvenile has assaulted a parent which was the proximal cause of death to the father.



Since February 2023, the Phoenix Center has been assisting the Fayetteville Police Department with Domestic Violence follow up services within 24-48 hours from the time of incident.



FPD Referrals Statistics April 2023

4/3/23-4/27/23

179 Total Referrals

40 Bad/wrong phone numbers

8 No phone numbers

Bad/wrong/no phone numbers make up for **26.82%** of total referrals

Of the **131** calls remaining:

0 DVPOs

16 Receiving services **12.21%**

9 Interested in services **6.87%**

29 Aware of services **22.14%**

20 Not interested **15.27%**

34 Unreturned voicemails **25.95%**

21 No/full voicemail boxes or busy lines **16.03%**

Property Crimes

Group A Crimes	2022	2023	Percent Change
Burglary	546	489	-10.4%
Larceny	979	955	-2.5%
Motor Vehicle Theft	149	117	-21.5%
Robbery	69	72	+4.3%
All Other Property Crimes	1099	949	-13.6%
Property Crimes Total	2,842	2,582	-9.1%

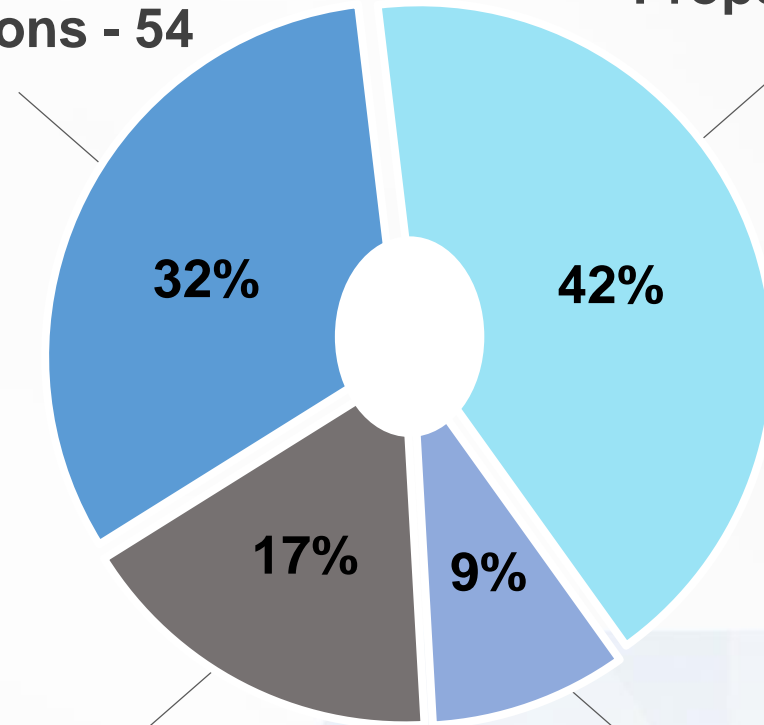
Juvenile Crime

Adolescence Depressed Troubled
 Justice Antisocial Disrespectful
 Crime **JUVENILE** Teenager
 Youth **DELINQUENCY** courts
 Guilty **DELINQUENCY** smws Behavior
 Aggressive
 Arrest Legal System Punishment
 Police Minors Non-Violent Therapy
 Attitude Male School Detention Centers
 Offense Male Criminal Society remorse
 sorrow Jail

Juvenile Data	2023
Custody Order	17
Field Contacts	84
Incident Reports	104
Total Incident Charges	173
Total Juveniles	94

Violent Crime & Weapon Violations - 54

Property Crime - 73



Drug Violations - 30

Traffic Violations-16

*These numbers account for cases we can attribute to a juvenile offender.

Proactive Police Actions

69%



Traffic Citations Issued

A total of 8,859 citations have been issued. Speeding, Careless and Reckless vehicle operations have been a consistent complaint within the community and from Council.

66%



Crimes Against Society

Crimes Against Society encompass crimes such as weapon and drug violations or any other violation of law which the State of North Carolina is the victim. Greatest tool to fight violent crime.

38%



Criminal Apprehensions

Criminal apprehensions indicate that crime is being detected, violators are being identified and held accountable. Increased arrests are an indicator of positive impact on clearance rates or solvability of crime.

The Opioid Epidemic...

Fayetteville NC 1st Quarter Seizures

Drug	2022	2023
Cocaine	7,184 grams	13,009 grams ▲
Meth	3,553 grams	5,930 grams ▲
Fentanyl	10,662 grams	9,830 grams ▲
Firearms Seized	215	279 ▲



January – March 2023 Drug Seizures First Quarter



Impact of Federal & State Task Force Officers



1st Quarter TFO Activity

4 individuals federally sentenced

11 individuals federally indicted and pending adjudication

\$33,276 seized associated with criminal activity

5 firearms seized and taken off the street.

Continue to work with US Attorney Michael Easley Jr. and his Office with Violent Crime Action Plan (VCAP) under Project Safe Neighborhood.

Category	2022	2023
Use of Force	14	16
Internal Dept. Investigations	14	22
Citizen Complaints	9	11
Compliments	8	13



Type of Force	B/M	W/M	B/F	W/F	H/M	A/M	OTHER*
Taser	2	1	0	0	0	0	0
Taser plus another force	0	0	0	0	0	0	0
Hands	2	2	2	0	0	0	0
Pointing of Weapon *	2	0	0	0	0	0	0
Firearm Discharge	0	0	0	0	0	0	0
O/C Pepper-spray	0	0	0	0	0	0	0
Pointing of Weapon plus Taser	1	1	0	0	0	0	1
K-9 Bite	3	0	0	0	0	0	0
Total Force Used	10	4	2	0	0	0	1



slide2kill_ 7h
b1g.dubb

!! April 29th !!

Fayetteville, NC

Summer Kickoff


8+ spots

WE NEED EVERYBODY OUTSIDE

Reply to slide2kill_...



January – March 2023 License Plate Reader (LPR) Technology



 **FAYETTEVILLE** ^{NC}
POLICE DEPARTMENT



CHANCE SOLES

MOST WANTED

WANTED FOR:

- Felony Fleeing to Elude

Fayetteville / Cumberland County
CRIME STOPPERS
910-483-TIPS

IF YOU HAVE ANY INFORMATION ON THIS
IF YOUR TIP LEADS TO AN ARREST, YOU MAY BE ELIGIBLE FOR A CASH REWARD UP TO \$2000.

 **FAYETTEVILLE** ^{NC}
POLICE DEPARTMENT



WI: AKU-5509

WANTED

WANTED FOR:

- Felony Fleeing to Elude

Fayetteville / Cumberland County
CRIME STOPPERS
910-483-TIPS

IF YOU HAVE ANY INFORMATION
IF YOUR TIP LEADS TO AN ARREST OR SEIZURE, YOU MAY BE ELIGIBLE FOR A CASH REWARD UP TO \$2000.

 **FAYETTEVILLE** ^{NC}
POLICE DEPARTMENT



FICTITIOUS TAGS

WANTED

WANTED FOR:

- Felony Fleeing to Elude

Fayetteville / Cumberland County
CRIME STOPPERS
910-483-TIPS

IF YOU HAVE ANY INFORMATION CONTACT CRIMESTOPPERS.
IF YOUR TIP LEADS TO AN ARREST YOU MAY BE ELIGIBLE FOR A CASH REWARD UP TO \$2000.

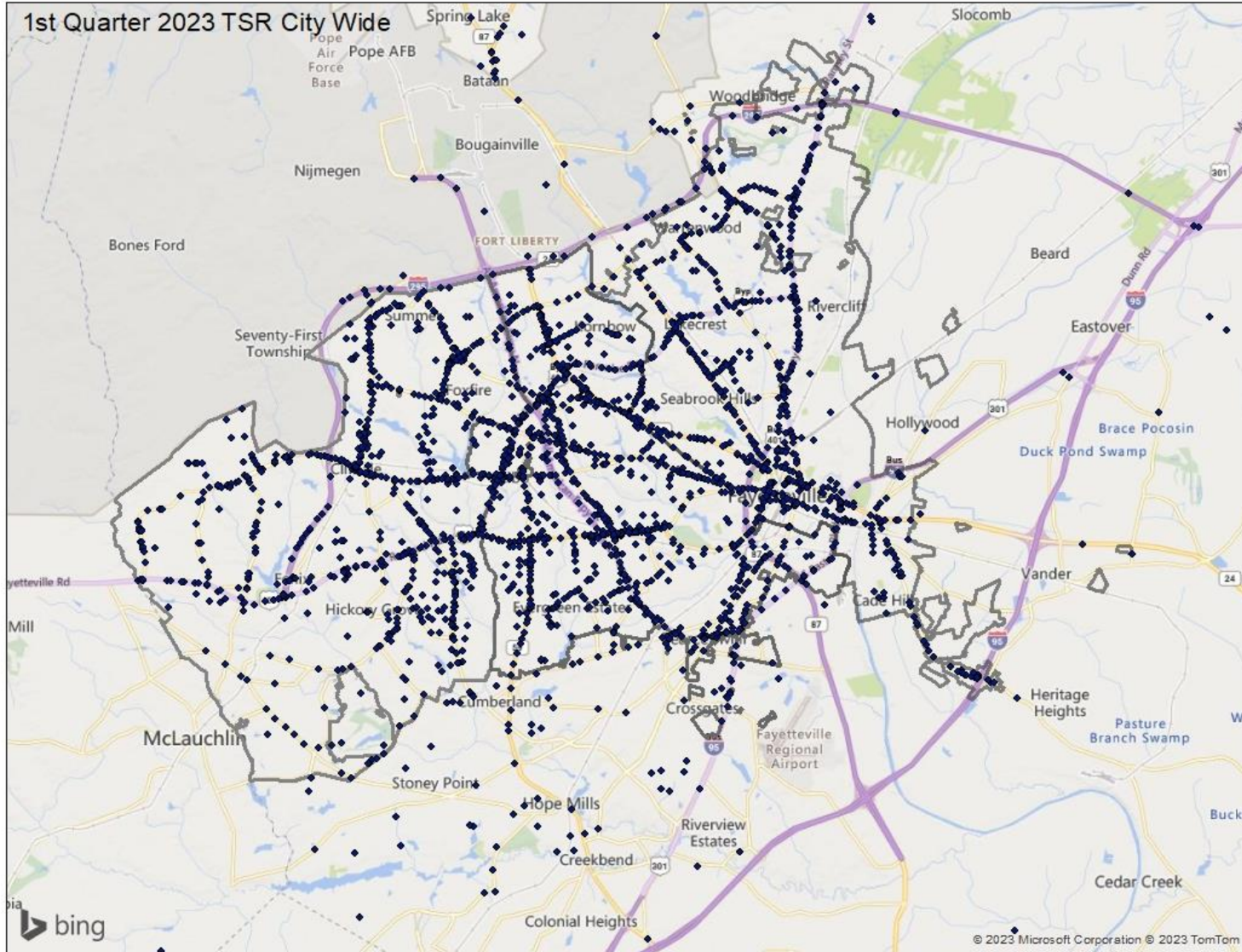


Traffic Fatalities	2022	2023
# of Crashes	8	6
Number Killed	8	6
Circumstances	2022	2023
Pedestrians	1	2
Motorcycles	3	2
Military Involved	1	1
Alcohol/Drugs	3	0
Speeding	5	4
Under 18	0	0


 25%



The Traffic Unit
 Participates annually in
 the Governor's Highway
 Safety Program
 Campaigns.



Total Traffic Stops	2022	2023
Warnings	2,279	2,158
Citations	5,237	8,859
Total	7,516	11,017

January – March 2023 Traffic Stop Report (TSR) Data

CITATIONS 2023 Breakdown

	WHITE	BLACK	INDIAN	ASIAN	UNKNOWN/OTHER	Total
MALE	1,367	3,191	89	48	440	5,135
FEMALE	956	2,334	75	51	303	3,719
UNKNOWN	0	2	0	0	3	5
Total	2,323	5,527	164	99	746	8,859

5/18/2023

WARNING CITATIONS 2023 Breakdown

	WHITE	BLACK	INDIAN	ASIAN	UNKNOWN/OTHER	Total
MALE	407	711	12	21	21	1,172
FEMALE	307	605	12	21	24	969
UNKNOWN	0	1	0	0	16	17
Total	714	1,317	24	42	61	2,158

5/18/2023

Traffic Stop Report (TSR) Analysis 2021 & 2022

Count of TSRs 2021

Searches by Consent Type	Race		Asian		Black		Indian		Unknown		White		Grand Total			
	Female	Male	Female	Male	Female	Male	Female	Male	Female	Male	Female	Male				
	Asian Total	Black Total	Indian Total	Unknown Total	White Total											
			2	1	3						1	1	4			
DID NOT ASK FOR CONSENT	224	231	455	5,045	6,232	11,277	66	76	142	55	87	142	3,117	4,157	7,274	19,290
PROBABLE CAUSE				76	308	384		1	1	1	2	3	17	30	47	435
PROTECTIVE FRISK					6	6										6
SEARCH INCIDENT TO ARREST				17	35	52							5	4	9	61
SEARCH WARRANT				1	1	2								1	1	3
ASKED FOR CONSENT GIVEN				6	20	26							1	9	10	36
ASKED FOR CONSENT NOT GIVEN				1	1	2								2	2	4
Grand Total	224	231	455	5,148	6,604	11,752	66	77	143	56	89	145	3,140	4,204	7,344	19,839

Count of TSRs 2022

Searches by Consent Type	Race		Asian		Black		Indian		Unknown		White		Grand Total			
	Female	Male	Female	Male	Female	Male	Female	Male	Female	Male	Female	Male				
	Asian Total	Black Total	Indian Total	Unknown Total	White Total											
			698	7,373	8,904	16,277	63	64	127	60	78	138	4,119	5,264	9,383	26,623
DID NOT ASK FOR CONSENT	350	348	698	7,373	8,904	16,277	63	64	127	60	78	138	4,119	5,264	9,383	26,623
PROBABLE CAUSE	4	8	12	123	478	601		6	6		1	1	40	74	114	734
PROTECTIVE FRISK				2	6	8								2	2	10
SEARCH INCIDENT TO ARREST		2	2	18	72	90		1	1				4	19	23	116
SEARCH WARRANT				2	4	6							1	1	2	8
ASKED FOR CONSENT GIVEN				5	19	24	1		1				3	8	11	36
ASKED FOR CONSENT NOT GIVEN				1	3	4								3	3	7
LEFT BLANK	7	8	15	156	179	335	1	1	2				97	132	229	581
Grand Total	361	366	727	7,680	9,665	17,345	65	72	137	60	79	139	4,264	5,503	9,767	28,115

Traffic Stop Report Analysis 2022 & 2023 (1st Quarter)

2022 (1st QRTR)

Count of TSRs	Race																Grand Total
	Asian		Asian Total	Black		Black Total	Indian		Indian Total	Unknown		Unknown Total	White		White Total		
Searches by Consent Type	Female	Male		Female	Male		Female	Male		Female	Male		Female	Male			
DID NOT ASK FOR CONSENT	61	61	122	1,338	1,642	2,980	15	11	26	16	14	30	817	1,042	1,859	5,017	
PROBABLE CAUSE	1	2	3	20	82	102		2	2		1	1	3	14	17	125	
SEARCH INCIDENT TO ARREST		1	1	2	11	13							1	5	6	20	
ASKED FOR CONSENT GIVEN					1	1	1		1				1	2	3	5	
ASKED FOR CONSENT NOT GIVEN														2	2	2	
(blank)													1		1	1	
Grand Total	62	64	126	1,360	1,736	3,096	16	13	29	16	15	31	823	1,065	1,888	5,170	

2023 (1st QRTR)

Count of TSRs	Race																Grand Total
	Asian		Asian Total	Black		Black Total	Indian		Indian Total	Unknown		Unknown Total	White		White Total		
Searches by Consent Type	Female	Male		Female	Male		Female	Male		Female	Male		Female	Male			
DID NOT ASK FOR CONSENT	129	121	250	2,639	3,396	6,035	25	30	55	31	38	69	1,341	1,786	3,127	9,536	
PROBABLE CAUSE	2	3	5	62	207	269	1	2	3		1	1	25	38	63	341	
PROTECTIVE FRISK					4	4							1	3	4	8	
SEARCH INCIDENT TO ARREST		2	2	10	22	32								12	12	46	
SEARCH WARRANT					6	6										6	
ASKED FOR CONSENT GIVEN					8	8							2	2	4	12	
ASKED FOR CONSENT NOT GIVEN					2	2								1	1	3	
LEFT BLANK	16	28	44	311	400	711	2	2	4	3	5	8	163	205	368	1,135	
Grand Total	147	154	301	3,022	4,045	7,067	28	34	62	34	44	78	1,532	2,047	3,579	11,087	

January – March 2023

Homelessness / Mental Health Responses



Homelessness Contacts	January to March
Salvation Army Transports	51
Front Lobby Assists	58
Total Homeless 911 Calls	914
Direct Calls to Homeless Coordinator	260

Mental Health Contacts	January to March
Front Lobby / Field Contacts	101
Callouts	16
Direct Calls to Mental Health Community Liaison	149
Calls/Referrals to Local Mental Health Resources	158
Total Mental Health Calls for Service	506

Staffing	Budgeted	Actual
Sworn FTE	431	385
Sworn Part Time	10	9
Non-Sworn	174	152
Non-Sworn Part Time	15	7
Totals	630	553



Dashboard for Employee Retention




Historical and 1st Quarter 2023 Data Sets

Employee Turnover Rate >



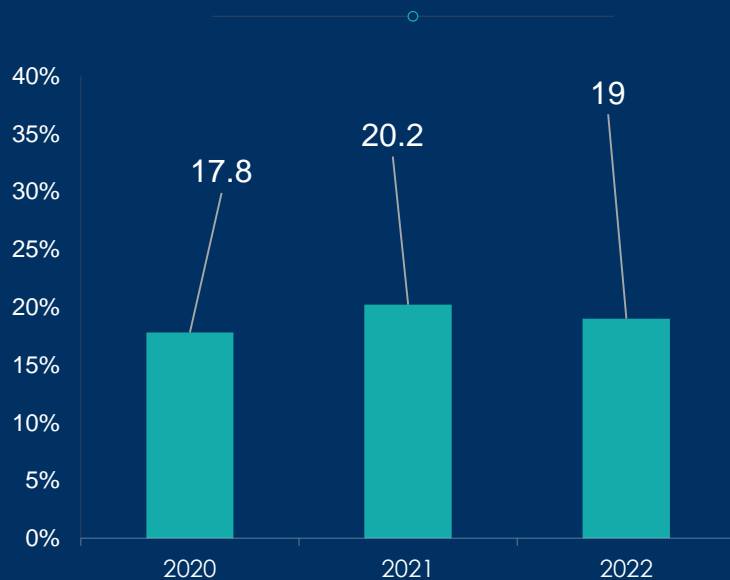

**Sworn Turnover
Rate - 2022**
7.7%


**Represents Total
Sworn Separated
2022**
57

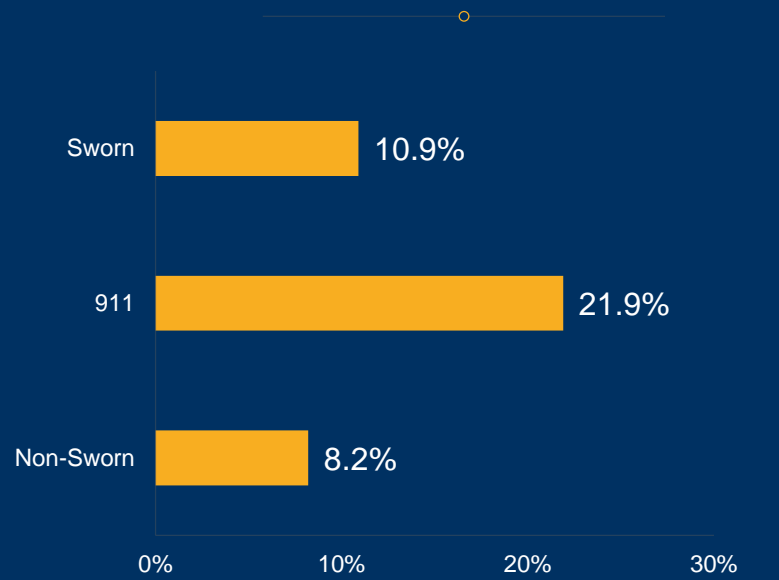

**Sworn Turnover
Rate – 1st QTR.2023**
10.7%


**Represents Total
Sworn Separated
1st QTR. 2023**
21

Turnover Rate Annually / Total Staff



Vacancy Rate for January 1 to March 31



Sworn Retirements per Year



Turnover Rate formula: Percentage of allocation maintained subtracted from 100% calculates loss/turnover rate



2023 BLET Graduation and Promotion Ceremony



Crime Prevention	Totals
Traditional Community Watch Groups	104
Virtual Community Watch Groups	32
HOA Groups	12
Business Watch Groups	18
Neighbors/Nextdoor Notifications	238
Community Events / Comm. Watch Attended	105
Security Safety Briefings	1



#9PMROUTINE

DONT FORGET TO:

- Secure your valuables
- Lock doors and close windows
- Lock-up your home
- Turn exterior lights on

FAYETTEVILLE POLICE DEPARTMENT • FAYPD.COM

Read Across America Day



March 24, 2023



VFW Post 6018 (Chance Street) Easter Egg Hunt



FAYETTEVILLE POLICE DEPARTMENT



You're Invited
OPEN HOUSE

**THURSDAY
MARCH 30, 2023**

6 PM - 8 PM

**Meet and Greet with Police Chief Braden
& the Campbellton District Captain,
Lieutenants, Sergeants and Patrol Officers**

467 Hay Street



FAYPD.COM



FAYETTEVILLE POLICE DEPARTMENT



ONE

**FAITH IN SERVICE
PRIDE IN COMMITMENT
DEDICATION TO EXCELLENCE**

VISION STATEMENT

To serve as a premier law enforcement agency that is invested in the growth and safety of our community through innovation and a balanced approach to Law Enforcement. We will pursue and engage the best trained, equipped, and committed professionals who demonstrate the highest standards of performance and best policing practices in partnership with the community.

MISSION STATEMENT

The Fayetteville Police Department is dedicated to improving the quality of life by creating a safe and secure environment for the citizens we serve. We will always act with integrity to reduce crime, create partnerships, and build trust while treating everyone with respect, compassion and fairness.

ONE AGENCY.
ONE COMMUNITY.
ONE FAMILY.

ONE.

FAYPD.COM

Questions



FayettevilleNC.gov