



73

TOTAL ACTIVE PROJECTS

14

PROJECTS GENERATED

Since October 2024

1

New Client Visits

Since October 2024

3

Total Client Visits

Since October 2024

16

New Client Visits

YTD

27

Total Client Visits

YTD

## Project Announcements Since Jan. 1, 2017

- Amazon
- Booz Allen Hamilton
- CACI
- Cambridge Lee Industries, LLC
- Campbell Soup (NFI)
- Cargill
- ChenMed
- D-Bat
- eClerx
- Fort Liberty Research Institute
- Goodyear
- Horne Brothers Construction, Inc.
- Le Bleu Central Distributors
- Metronet

**\$1,370,000,000**

**4,800 Jobs**

- NVR, Inc.
- Phillip's Towing Service
- Plan C Crypto
- Plateau Grp
- Project Aero
- STS of Fayetteville
- Triple Impact Connections
- Wahconah Tactical
- We Pack

## Project Origin



Domestic

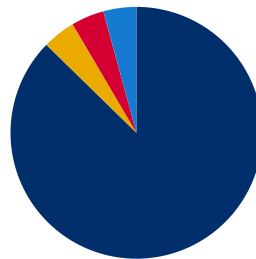


International

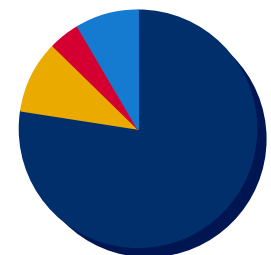


Unknown

## Projects By Industry Sector



## Projects By Referral Source



107  
PROJECTS GENERATED  
SINCE JAN. 1, 2024

123  
PROJECTS GENERATED  
IN 2023

**PROJECT  
STATS**



129

Avg. Cap-X  
Per Project



228

Avg. Jobs  
Per Project



96

Avg. AC  
Per Project



221K

Avg. SF  
Per Project

## Cumberland County

Civilian Labor Force



**130,063** **128,685**

September  
2024

August  
2023

Unemployment Rate



**4.3%** **5.7%**

September  
2024

August  
2024

## State of North Carolina

Unemployment Total



**167,762**

September  
2024

Unemployment Rate



**3.2%** **4.3%**

September  
2024

August  
2024



**Civilian Labor Force:** the number of people who are either working or actively seeking employment



**Total Employment:** the number of people who are employed



**Unemployment Rate:** the number of unemployed people as a percentage of the labor force

## METRO MSA

Total Employment



**3,527 Less People Working**  
in September than the previous month

**144,231**

**138 More People Working**  
than the same period one year ago

## NEW: MID-CAROLINA WORKFORCE REGION

(Cumberland, Harnett, and  
Sampson Counties)



Total Employment



**256,964**

**4,723 Less People Working**  
in September than the previous month

**587 More People Working**  
than the same period one year ago

Civilian Labor Force



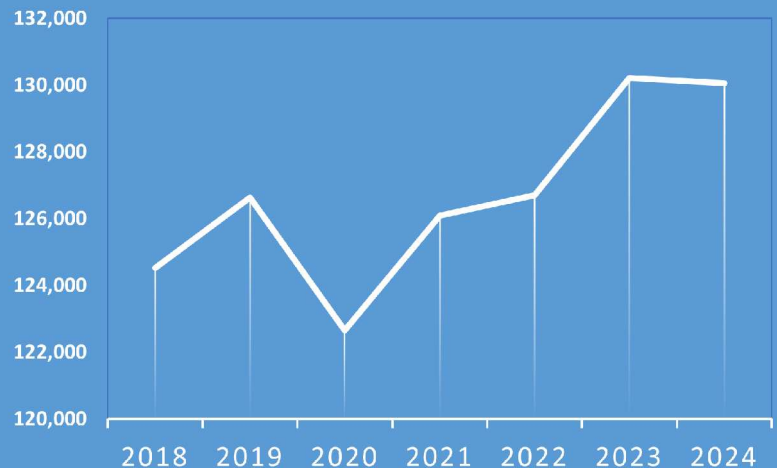
**267,170**

**267,986**

September 2024

September 2023

CUMBERLAND COUNTY LABOR FORCE



CUMBERLAND COUNTY  
UNEMPLOYMENT RATE

