



Fayetteville Police Department

*January – September 2022
Review*



- Crime Statistics
- Crime Trend Analysis
- Crime Fighting Strategies
- Community Engagement



January –September 2022

Total NIBRS Group A Crime Citywide

Total Group A Crimes	2021	2022	% Change
Persons Crime	3,005	3,164	+5.29%
Property Crime	7,809	9,295	+19.02%
Totals	10,814	12,459	+15.21%

Total Citywide Arrest	2021	2022	% Change
Felony	933	1,212	+29.90%
Misdemeanor	2,047	2,348	+14.70%
Totals	2,980	3,560	+19.46%

January – September 2022

NIBRS Group A Crimes Against Persons

Part 1 Crimes	2021	2022	Percentage Change
Homicide	33	36	+9.09%
Rape	66	58	-12.12%
Aggravated Assault	816	896	+9.80%
All Other Persons Crimes	2,091	2,173	+3.92%
Total Persons Offenses	3,006	3,164	+5.25%

January – September 2022

All Death Investigations

All Death Investigations	2021	2022	Percent Change
Homicide	33	36	+9.09%
Overdoses	67	50	-25.37%
Suicide	26	21	-19.23%
Natural/Accidental	332	288	-13.25%
Total Death Investigations	490	404	-17.55%

January – September 2022

Homicide Analysis

Suspects Demographics	Race / Gender	#
	Black Male	25
	White Male	6
	Black Female	2
	Unknown/Unsolved	1
Suspect Status		#
	Arrest	18
	Unknown/Unsolved	1
	Person of Interest / Died	9
	Justified	6
Victim Demographics	Race / Gender	#
	Black Males	18
	White Males	8
	Black Females	7
	White Females	3

Possible Motives	#
Robbery Drug Related	2
Robbery	1
Gang Related	3
Ongoing Dispute / Fight	3
Argument	6
Jealousy	1
Domestic Violence	8
Road Rage	1
Unknown	4
Officer Involved	2

January –September 2022

Aggravated Assaults & Domestic Violence Data

Agg Assaults	2021	2022	Percent Change
Misdemeanor	285	326	+14.38%
Felony	309	318	+2.91%
Total	594	644	+8.41%

Domestic Violence Assaults	2021	2022	Percent Change
Misdemeanor	173	190	+9.82%
Felony	49	62	+26.53%
Total	222	252	+13.51%

January –September 2022

NIBRS Group A Crimes Against Property


Group A Crimes	2021	2022	Percent Change
Burglary	1,434	1,890	+31.79%
Larceny	2,778	3,232	+16.34%
Motor Vehicle Theft	306	419	+36.92%
Robbery	181	178	-1.65%
All Other Property Crimes	3,110	3,576	+14.98%
Property Crimes Total	7,809	9,295	+19.02%

*National Incident Based Reporting System

January – September 2022

License Plate Reader (LPR) Technology

The new LPR camera technology results.



License Plate Reader Statistics	
<u>Offense Totals</u>	<u>Narcotics Seized</u>
Misdemeanor – 167	Cocaine – 99.4 grams
Felony - 377	Marijuana – 3,008 grams
<u>Vehicles Recoveries</u>	Methamphetamine – 21.4 grams
Stolen Vehicles Recovered - 85	Fentanyl – 1,060 grams
Vehicles Seized - 23	Currency Seized - \$19,003
Missing Persons Located - 9	Guns Recovered - 25

Impact of Federal & State Task Force Officers

- The Fayetteville Police Department has Task Force Officers assigned under DEA, FBI, ATF and the US Marshals.
- Federal resources provided to the City as a result of the Task Force Officers includes assistance with investigations, adoption of local cases, equipment and overtime reimbursement.



3rd Quarter TFO Activity

- 9 individuals federally sentenced
- 17 individuals federally indicted and pending adjudication
- \$432,124 seized associated with criminal activity
- 20 firearms seized and taken off the street.
- Chief met with US Attorney Michael Easley Jr. and his Office in July to initiate a Violent Crime Action Plan (VCAP). Established MOU with Community Partners to address Violent Crime.



Federal Conviction and Sentencing



The July 2018 arrest of Reshod Everett resulted in him being convicted and sentenced to drug trafficking and firearm charges in August 2022.

40 years in Federal Prison & \$4 million dollars in fines and restitution.



January – September 2022 Narcotic Unit Investigations

Narcotics	2021	2022
Cocaine	17,970 grams	33,094 grams
Meth	177 grams	29,477 grams
Fentanyl	4,418 grams	3,616 grams
Guns	60	49
Arrest	32	47
*Weapons Seized Department wide	561	1,105

*1,000 grams or 1 Kilogram of Fentanyl is enough to cause over 500K deaths.

www.dea.gov

*September Gun Buy Back resulted in 351 weapons surrendered.

January – September 2022

Weapons Stolen Citywide from Motor Vehicles

Motor Vehicle B&E's	2021	2022
Secured	93	188
Unsecured	346	505
Unknown	283	280
Total	722	973

Weapons Stolen from MV B&E's	2021	2022
Ammo	6	8
Handgun	117	117
Rifle	18	13
Shotgun	4	0
Total	145	138

January – September 2022

Traffic Fatalities & City Traffic Stops

Traffic Fatalities	2021	2022
# of Crashes	23	24
Number Killed	24	24
Circumstances	2021	2022
Pedestrians	3	5
Motorcycles	8	8
Military Involved	1	2
Alcohol/Drugs	4	3
Speeding	12	10
Under 18	1	1

Total Traffic Stops	2021	2022
Warnings	7,703	5,937
Citations	11,343	15,929
Total	19,046	21,866



The Traffic Unit
Participates annually in
the Governor's Highway
Safety Program
Campaigns.

January – September 2022

Homelessness / Mental Health Responses

Mental Health Contacts	*August to September
Front Lobby / Field Contacts	84
Callouts	13
Direct Calls to Mental Health Community Liaison	53
Calls/Referrals to Local Mental Health Resources	68
Total Mental Health Calls for Service	337

Homelessness Contacts	*June to September
Salvation Army Transports	81
Front Lobby Assists	72
Total Homeless 911 Calls	659
Direct Calls to Homeless Coordinator	243

	<u>2021</u>	<u>2022</u>
Total calls received at 911 Call Center	163,370	163,315

	Priority	Jan. 1 st to Sept. 30 th
Call Received to 1 st Dispatch	1	1.77
	2	7.96
1 st Dispatch to 1 st Arrival	1	2.81
	2	7.72

National Average

10 minutes

*<https://www.saferwatchapp.com/blog/police-response-time/>

Priority 1 – The highest level call a department can receive involving imminent loss of life or property where the suspects are actively committing the crime or all parties are still on the scene.

Priority 2 – Urgent calls, similar and offense just occurred and the suspects may be in the immediate area and not on the scene.

Category	2021	2022
Use of Force	29	44
Departmental Investigations	49	42
Citizen Complaints	52	35



Staffing	Budgeted	Actual
Sworn FTE	431	392
Sworn Part Time	10	8
Non-Sworn	175	148
Non-Sworn Part Time	14	12
Totals	630	560



January – September 2022

Lateral Officers Swearing In Ceremony

2022 Lateral Swearing In Ceremony



January – September 2022

Community Watch Groups

Crime Prevention	Totals
Traditional Community Watch Groups	168
Virtual Community Watch Groups	40
HOA Groups	9
Business Watch Groups	19
Neighbors/Nextdoor Notifications	453
Community Events	75
Security Safety Briefings	39



PAL Summer Youth Camp July 2022



National Night Out – August 2nd, 2022



 ATTEND
IN-PERSON
-OR-
ZOOM

 **FAYETTEVILLE**
POLICE DEPARTMENT

 **FAYETTEVILLE**
POLICE DEPARTMENT

Presents:

QUARTERLY FAITH FORUM

Spotlight: Active Shooter & Mental Health

August 25, 2022 | 6PM-8PM
St. Luke A.M.E. Church
522 Hillsboro Street

Join us for
fellowship & engagement!
Register here:

fpd.ticketleap.com/fpd-3rd-quarter-faith-forum

Registration required

St. Luke A.M.E Church Focused on Active Shooter Preparedness and Mental Health




Operation Ceasefire Movie Night, September 16, 2022

JD Fuller Recreation Center




PAL Golf Camp Partnership at Kings Grant - September 2022



**ONE**

FAYETTEVILLE POLICE DEPARTMENT



**FAITH IN SERVICE
PRIDE IN COMMITMENT
DEDICATION TO EXCELLENCE**

VISION STATEMENT

To serve as a premier law enforcement agency that is invested in the growth and safety of our community through innovation and a balanced approach to Law Enforcement. We will pursue and engage the best trained, equipped, and committed professionals who demonstrate the highest standards of performance and best policing practices in partnership with the community.

MISSION STATEMENT

The Fayetteville Police Department is dedicated to improving the quality of life by creating a safe and secure environment for the citizens we serve. We will always act with integrity to reduce crime, create partnerships, and build trust while treating everyone with respect, compassion and fairness.

ONE AGENCY.
ONE COMMUNITY.
ONE FAMILY.

ONE.

FAYPD.COM

Questions



FayettevilleNC.gov