








Zoning Map

Case #: P23-46

Request: Rezoning Heavy Industrial (HI) to Community Commercial (CC)

Location: 328 Deep Creek Road

Legend

-  P23-46
-  CC - Community Commercial
-  HI - Heavy Industrial
-  LC - Limited Commercial
-  MR-5 - Mixed Residential 5
-  SF-6 - Single-Family Residential 6
-  SF-6/MHO - Single-Family Residential 6 Manufactured Home Overlay



Letters are being sent to all property owners within the 1,000' buffer. Subject property is shown in the hatched pattern.

